

## General Information

### Service Consumption

539,656 Annual Unlinked Trips (UPT)

### Service Supplied

2,545,876 Annual Vehicle Revenue Miles (VRM)

110,812 Annual Vehicle Revenue Hours (VRH)

### Summary of Operating Expenses (OE)

\$8,288,494 Total Operating Expenses

### Database Information

NTDID: 5R01-50327

Reporter Type: Rural General Public Transit

## Financial Information

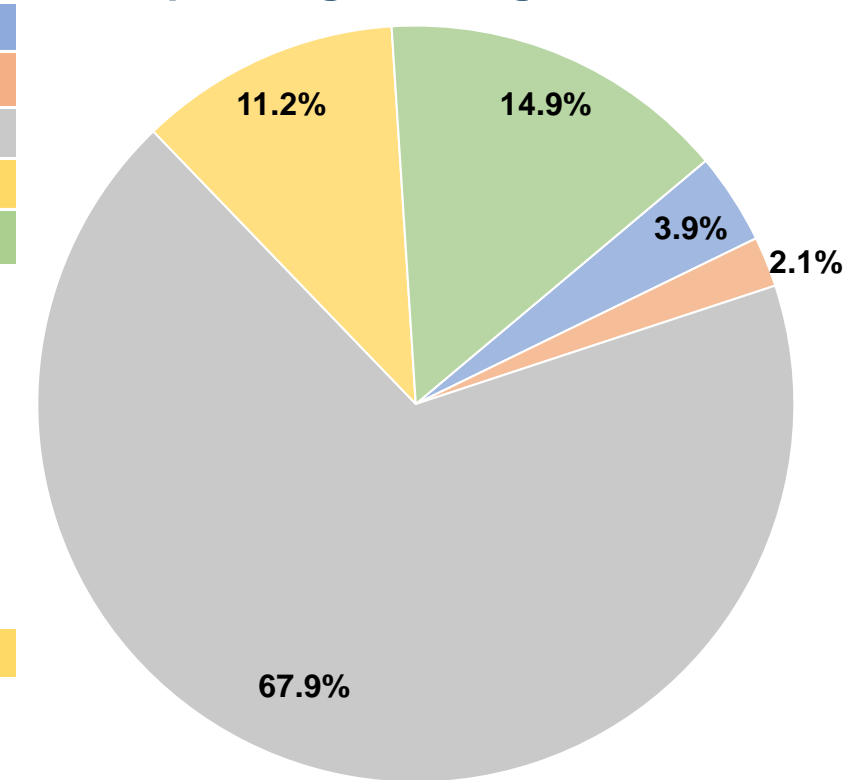
### Sources of Operating Funds Expended

Fare Revenues	\$323,270	3.9%
Local Funds	\$178,006	2.1%
State Funds	\$5,624,991	67.9%
Federal Assistance	\$926,520	11.2%
Other Funds	\$1,235,707	14.9%
<b>Total Operating Funds Expended</b>	<b>\$8,288,494</b>	<b>100.0%</b>

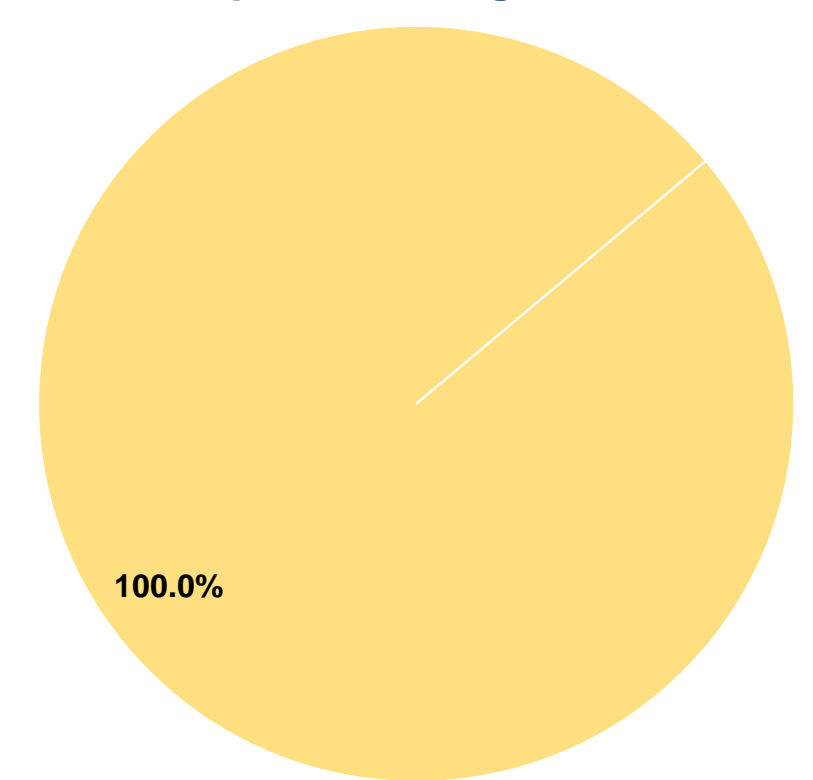
### Sources of Capital Funds Expended

Fare Revenues	\$0	0.0%
Local Funds	\$0	0.0%
State Funds	\$0	0.0%
Federal Assistance	\$170,265	100.0%
Other Funds	\$0	0.0%
<b>Total Capital Funds Expended</b>	<b>\$170,265</b>	<b>100.0%</b>

### Operating Funding Sources



### Capital Funding Sources



## Modal Characteristics

### Operation Characteristics

#### Vehicles Operated at Maximum Service

Mode	Directly Operated	Purchased Transportation	Operating Expenses	Fare Revenues	Uses of Capital Funds	Annual Unlinked Trips	Annual Vehicle Revenue Miles	Annual Vehicle Revenue Hours
Demand Response	140	-	\$6,465,025	\$252,151	\$170,265	420,748	1,469,603	75,031
Bus	16	-	\$1,823,469	\$71,119	\$0	118,908	1,076,273	35,781
<b>Total</b>	<b>156</b>	<b>-</b>	<b>\$8,288,494</b>	<b>\$323,270</b>	<b>\$170,265</b>	<b>539,656</b>	<b>2,545,876</b>	<b>110,812</b>

### Performance Measures

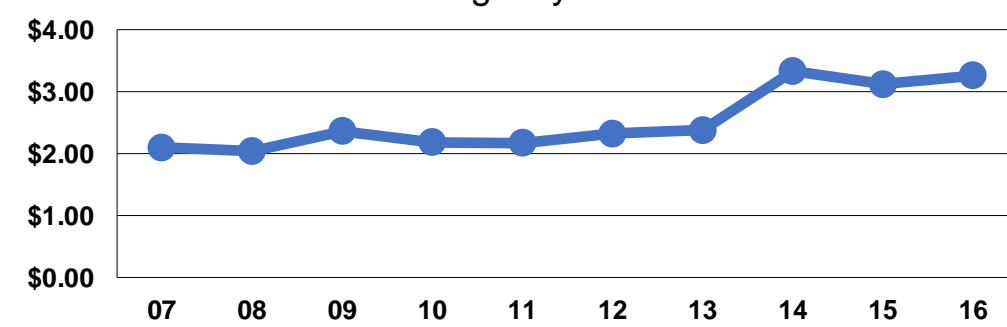
#### Service Efficiency

Mode	Operating Expenses per Vehicle Revenue Mile	Operating Expenses per Vehicle Revenue Hour
Demand Response	\$4.40	\$86.16
Bus	\$1.69	\$50.96
<b>Total</b>	<b>\$3.26</b>	<b>\$74.80</b>

#### Service Effectiveness

Mode	Operating Expenses per Unlinked Passenger Trip	Unlinked Trips per Vehicle Revenue Mile	Unlinked Trips per Vehicle Revenue Hour
Demand Response	\$15.37	0.3	5.6
Bus	\$15.34	0.1	3.3
<b>Total</b>	<b>\$15.36</b>	<b>0.2</b>	<b>4.9</b>

Operating Expense per Vehicle Revenue Mile: Agency Total



Unlinked Passenger Trips per Vehicle Revenue Mile: Agency Total

