

General Information

Financial Information

Service Consumption

23,978 Annual Unlinked Trips (UPT)

Service Supplied

265,849 Annual Vehicle Revenue Miles (VRM)

14,047 Annual Vehicle Revenue Hours (VRH)

Summary of Operating Expenses (OE)

\$942,512 Total Operating Expenses

Database Information

NTDID: 5R01-50352

Reporter Type: Rural General Public Transit

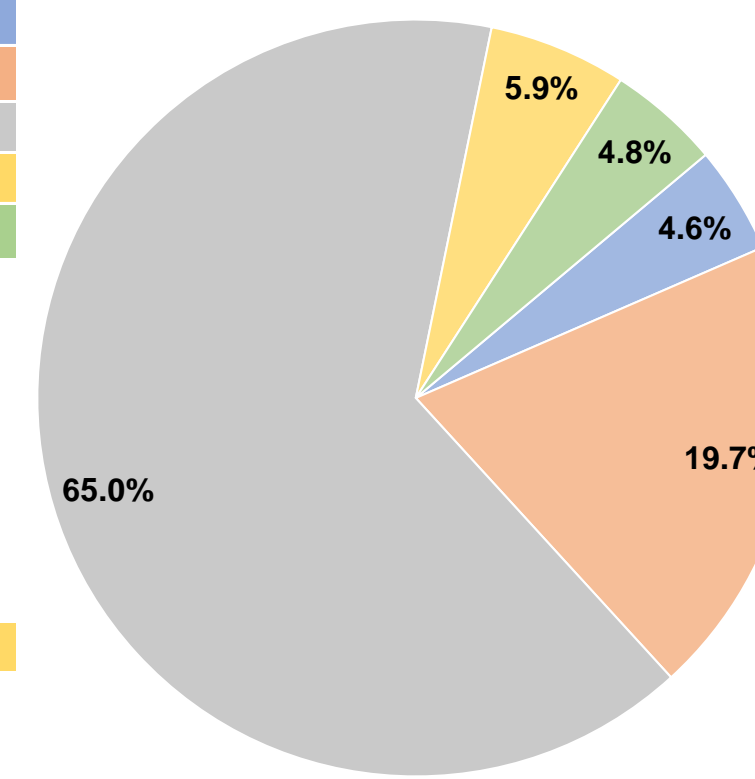
Sources of Operating Funds Expended

| | | |
|---------------------------------------|------------------|---------------|
| Fare Revenues | \$43,252 | 4.6% |
| Local Funds | \$186,035 | 19.7% |
| State Funds | \$612,633 | 65.0% |
| Federal Assistance | \$55,578 | 5.9% |
| Other Funds | \$45,014 | 4.8% |
| Total Operating Funds Expended | \$942,512 | 100.0% |

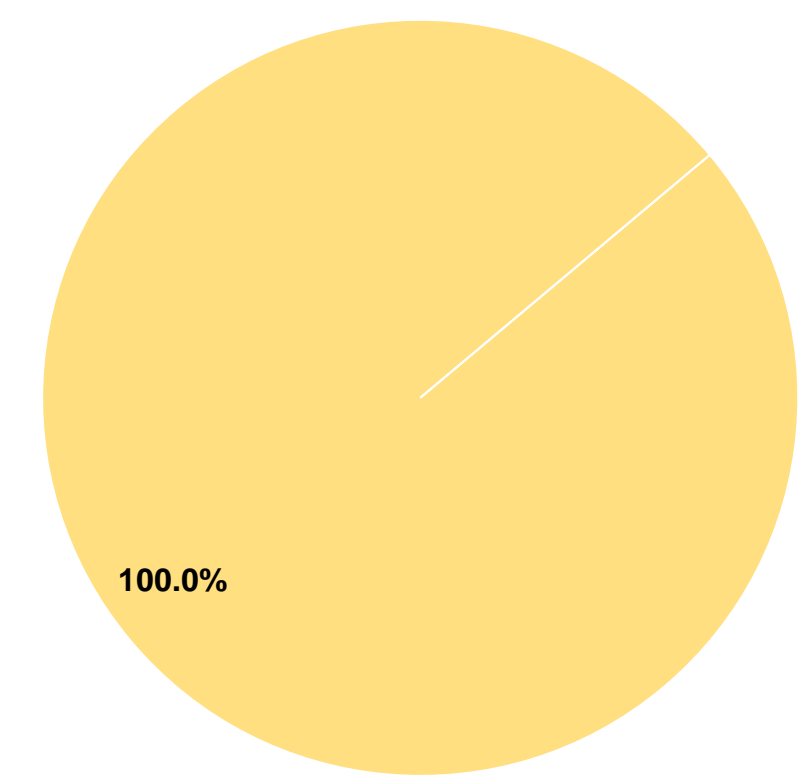
Sources of Capital Funds Expended

| | | |
|-------------------------------------|------------------|---------------|
| Fare Revenues | \$0 | 0.0% |
| Local Funds | \$0 | 0.0% |
| State Funds | \$0 | 0.0% |
| Federal Assistance | \$113,510 | 100.0% |
| Other Funds | \$0 | 0.0% |
| Total Capital Funds Expended | \$113,510 | 100.0% |

Operating Funding Sources



Capital Funding Sources



Modal Characteristics

Operation Characteristics

Vehicles Operated at Maximum Service

| Mode | Directly Operated | Purchased Transportation | Operating Expenses | Fare Revenues | Uses of Capital Funds | Annual Unlinked Trips | Annual Vehicle Revenue Miles | Annual Vehicle Revenue Hours |
|-----------------|-------------------|--------------------------|--------------------|-----------------|-----------------------|-----------------------|------------------------------|------------------------------|
| Demand Response | 8 | - | \$942,512 | \$43,252 | \$113,510 | 23,978 | 265,849 | 14,047 |
| Total | 8 | - | \$942,512 | \$43,252 | \$113,510 | 23,978 | 265,849 | 14,047 |

Performance Measures

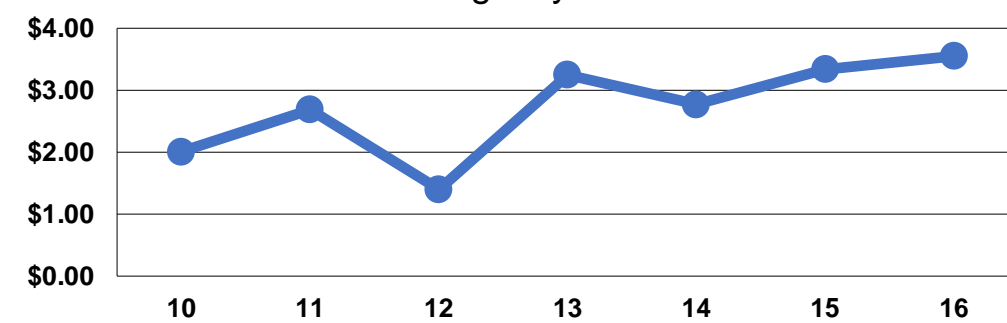
Service Efficiency

| Mode | Operating Expenses per Vehicle Revenue Mile | Operating Expenses per Vehicle Revenue Hour |
|-----------------|---|---|
| Demand Response | \$3.55 | \$67.10 |
| Total | \$3.55 | \$67.10 |

Service Effectiveness

| Mode | Operating Expenses per Unlinked Passenger Trip | Unlinked Trips per Vehicle Revenue Mile | Unlinked Trips per Vehicle Revenue Hour |
|-----------------|--|---|---|
| Demand Response | \$39.31 | 0.1 | 1.7 |
| Total | \$39.31 | 0.1 | 1.7 |

Operating Expense per Vehicle Revenue Mile: Agency Total



Unlinked Passenger Trips per Vehicle Revenue Mile: Agency Total

