

**General Information**

**Financial Information**

**Service Consumption**

11,999 Annual Unlinked Trips (UPT)

**Service Supplied**

65,616 Annual Vehicle Revenue Miles (VRM)

7,646 Annual Vehicle Revenue Hours (VRH)

**Summary of Operating Expenses (OE)**

\$447,551 Total Operating Expenses

**Database Information**

NTDID: 5R01-50411

Reporter Type: Rural General Public Transit

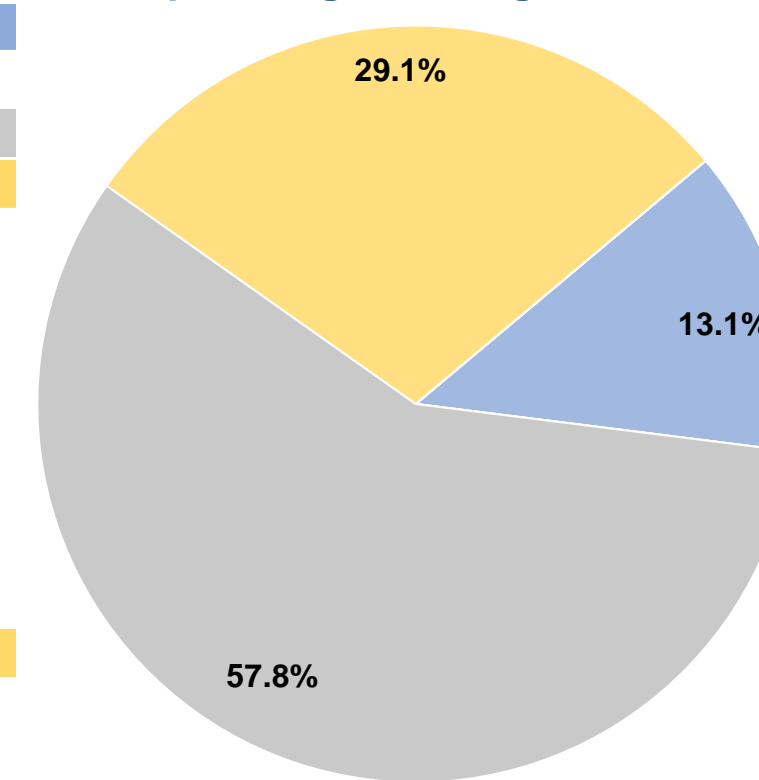
**Sources of Operating Funds Expended**

Fare Revenues	\$58,635	13.1%
Local Funds	\$0	0.0%
State Funds	\$258,664	57.8%
Federal Assistance	\$130,252	29.1%
Other Funds	\$0	0.0%
<b>Total Operating Funds Expended</b>	<b>\$447,551</b>	<b>100.0%</b>

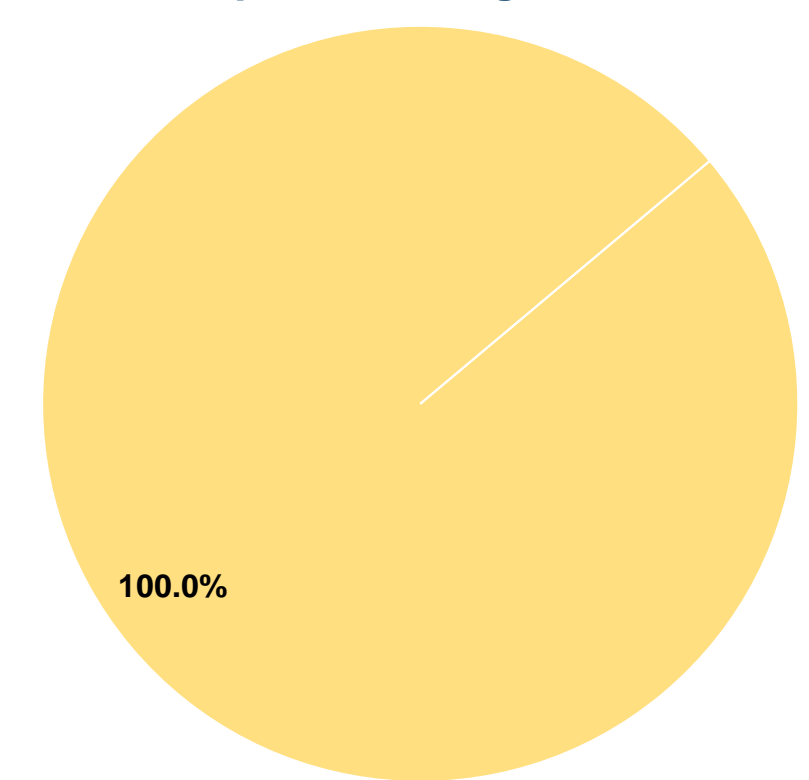
**Sources of Capital Funds Expended**

Fare Revenues	\$0	0.0%
Local Funds	\$0	0.0%
State Funds	\$0	0.0%
Federal Assistance	\$15,490	100.0%
Other Funds	\$0	0.0%
<b>Total Capital Funds Expended</b>	<b>\$15,490</b>	<b>100.0%</b>

**Operating Funding Sources**



**Capital Funding Sources**



**Modal Characteristics**

**Operation Characteristics**

**Vehicles Operated at Maximum Service**

Mode	Directly Operated	Purchased Transportation	Operating Expenses	Fare Revenues	Uses of Capital Funds	Annual Unlinked Trips	Annual Vehicle Revenue Miles	Annual Vehicle Revenue Hours
Demand Response	8	-	\$447,551	\$58,635	\$15,490	11,999	65,616	7,646
<b>Total</b>	<b>8</b>	<b>-</b>	<b>\$447,551</b>	<b>\$58,635</b>	<b>\$15,490</b>	<b>11,999</b>	<b>65,616</b>	<b>7,646</b>

**Performance Measures**

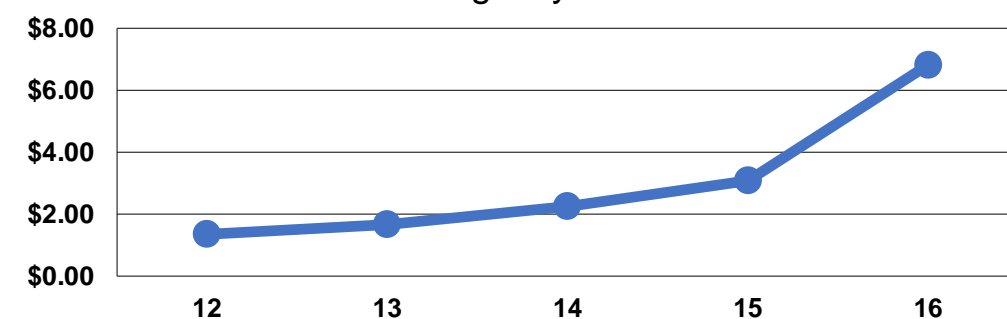
**Service Efficiency**

Mode	Operating Expenses per Vehicle Revenue Mile	Operating Expenses per Vehicle Revenue Hour
Demand Response	\$6.82	\$58.53
<b>Total</b>	<b>\$6.82</b>	<b>\$58.53</b>

**Service Effectiveness**

Mode	Operating Expenses per Unlinked Passenger Trip	Unlinked Trips per Vehicle Revenue Mile	Unlinked Trips per Vehicle Revenue Hour
Demand Response	\$37.30	0.2	1.6
<b>Total</b>	<b>\$37.30</b>	<b>0.2</b>	<b>1.6</b>

Operating Expense per Vehicle Revenue Mile: Agency Total



Unlinked Passenger Trips per Vehicle Revenue Mile: Agency Total

