

General Information

Service Consumption

35,804 Annual Unlinked Trips (UPT)

Service Supplied

443,396 Annual Vehicle Revenue Miles (VRM)

16,428 Annual Vehicle Revenue Hours (VRH)

Summary of Operating Expenses (OE)

\$665,687 Total Operating Expenses

Database Information

NTDID: 5R01-50420

Reporter Type: Rural General Public Transit

Financial Information

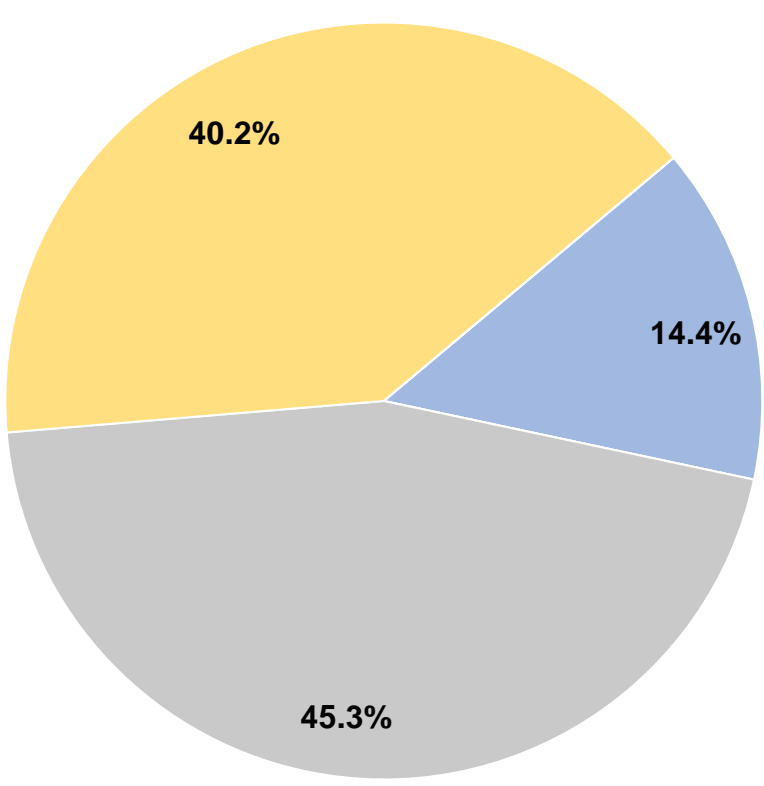
Sources of Operating Funds Expended

Fare Revenues	\$96,163	14.4%
Local Funds	\$0	0.0%
State Funds	\$301,805	45.3%
Federal Assistance	\$267,719	40.2%
Other Funds	\$0	0.0%
Total Operating Funds Expended	\$665,687	100.0%

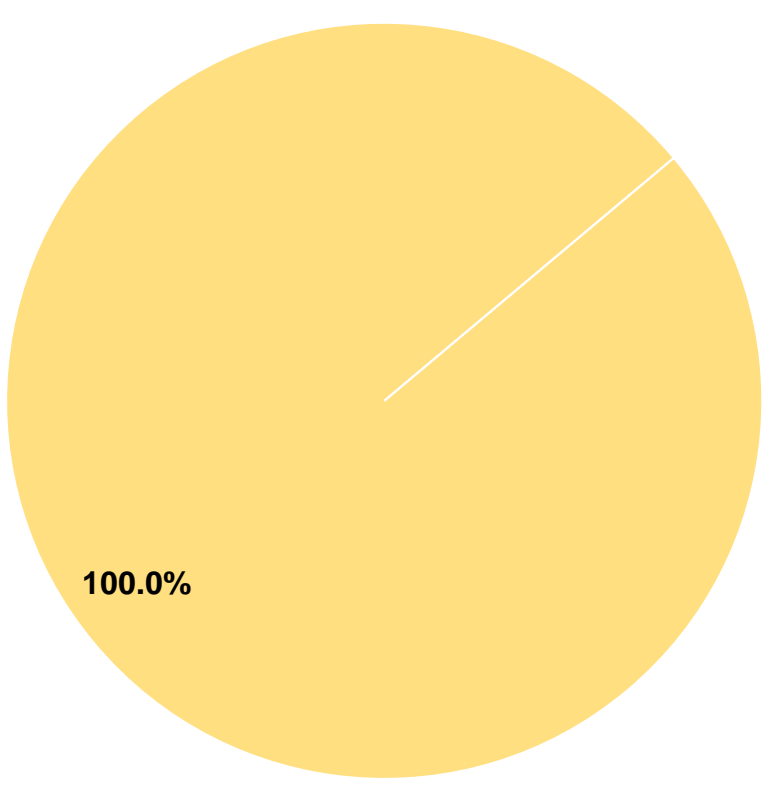
Sources of Capital Funds Expended

Fare Revenues	\$0	0.0%
Local Funds	\$0	0.0%
State Funds	\$0	0.0%
Federal Assistance	\$109,436	100.0%
Other Funds	\$0	0.0%
Total Capital Funds Expended	\$109,436	100.0%

Operating Funding Sources



Capital Funding Sources



Modal Characteristics

Operation Characteristics

Vehicles Operated at Maximum Service

Mode	Directly Operated	Purchased Transportation	Operating Expenses	Fare Revenues	Uses of Capital Funds	Annual Unlinked Trips	Annual Vehicle Revenue Miles	Annual Vehicle Revenue Hours
Demand Response	16	-	\$665,687	\$96,163	\$109,436	35,804	443,396	16,428
Total	16	-	\$665,687	\$96,163	\$109,436	35,804	443,396	16,428

Performance Measures

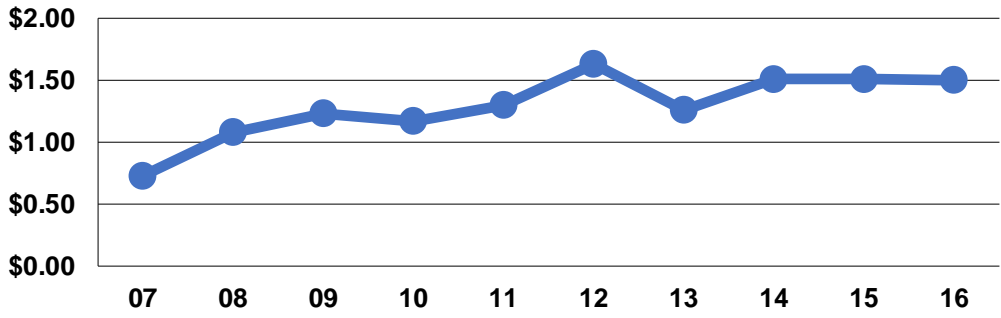
Service Efficiency

Mode	Operating Expenses per Vehicle Revenue Mile	Operating Expenses per Vehicle Revenue Hour
Demand Response	\$1.50	\$40.52
Total	\$1.50	\$40.52

Service Effectiveness

Mode	Operating Expenses per Unlinked Passenger Trip	Unlinked Trips per Vehicle Revenue Mile	Unlinked Trips per Vehicle Revenue Hour
Demand Response	\$18.59	0.1	2.2
Total	\$18.59	0.1	2.2

Operating Expense per Vehicle Revenue Mile: Agency Total



Unlinked Passenger Trips per Vehicle Revenue Mile: Agency Total

