

General Information

Financial Information

Service Consumption

34,516 Annual Unlinked Trips (UPT)

Service Supplied

542,692 Annual Vehicle Revenue Miles (VRM)

20,329 Annual Vehicle Revenue Hours (VRH)

Summary of Operating Expenses (OE)

\$724,657 Total Operating Expenses

Database Information

NTDID: 5R01-50425

Reporter Type: Rural General Public Transit

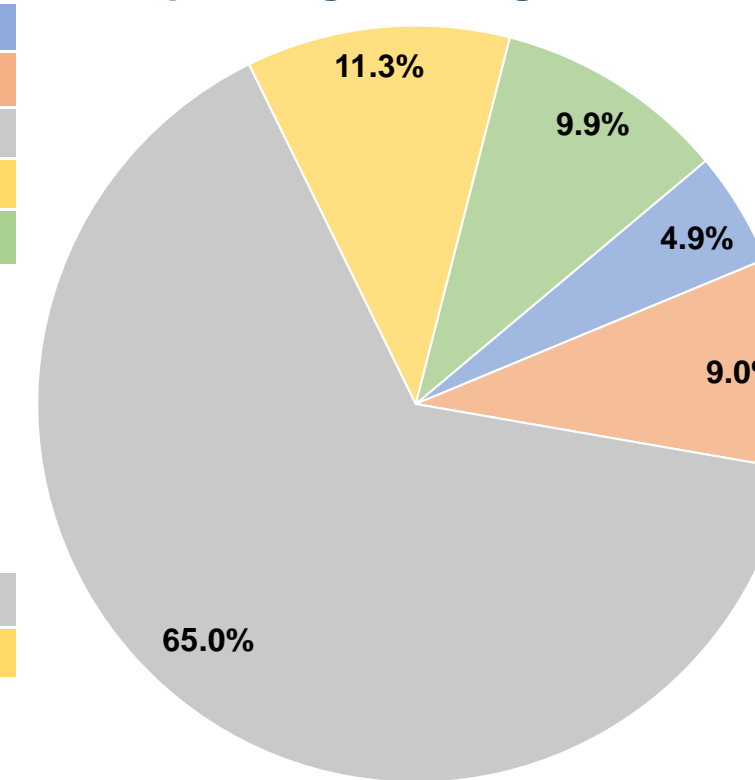
Sources of Operating Funds Expended

| | | |
|---------------------------------------|------------------|---------------|
| Fare Revenues | \$35,215 | 4.9% |
| Local Funds | \$65,139 | 9.0% |
| State Funds | \$471,027 | 65.0% |
| Federal Assistance | \$81,636 | 11.3% |
| Other Funds | \$71,640 | 9.9% |
| Total Operating Funds Expended | \$724,657 | 100.0% |

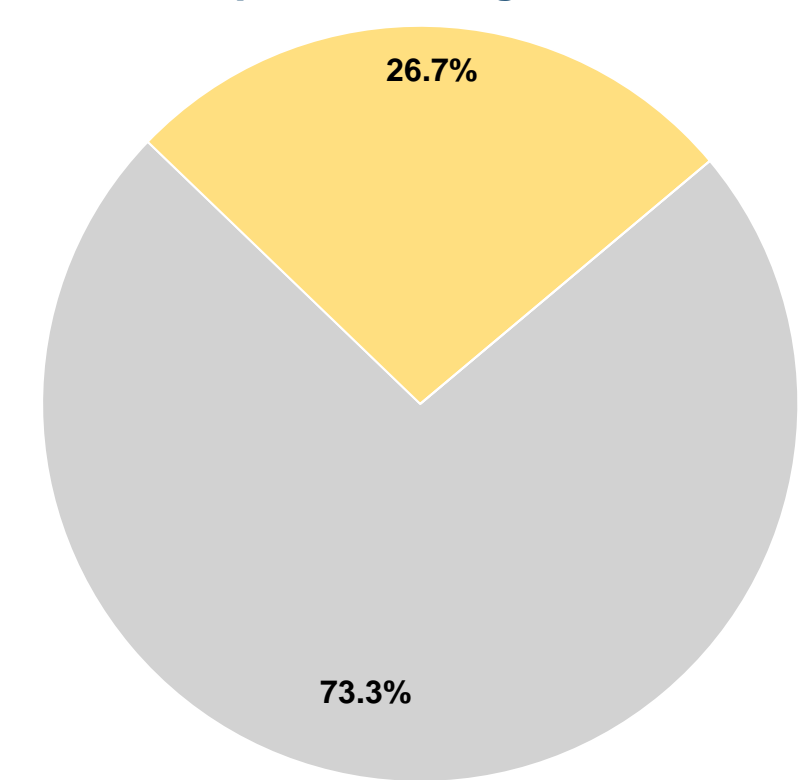
Sources of Capital Funds Expended

| | | |
|-------------------------------------|------------------|---------------|
| Fare Revenues | \$0 | 0.0% |
| Local Funds | \$0 | 0.0% |
| State Funds | \$311,648 | 73.3% |
| Federal Assistance | \$113,510 | 26.7% |
| Other Funds | \$0 | 0.0% |
| Total Capital Funds Expended | \$425,158 | 100.0% |

Operating Funding Sources



Capital Funding Sources



Modal Characteristics

Operation Characteristics

Vehicles Operated at Maximum Service

| Mode | Directly Operated | Purchased Transportation | Operating Expenses | Fare Revenues | Uses of Capital Funds | Annual Unlinked Trips | Annual Vehicle Revenue Miles | Annual Vehicle Revenue Hours |
|-----------------|-------------------|--------------------------|--------------------|-----------------|-----------------------|-----------------------|------------------------------|------------------------------|
| Demand Response | 12 | - | \$724,657 | \$35,215 | \$425,158 | 34,516 | 542,692 | 20,329 |
| Total | 12 | - | \$724,657 | \$35,215 | \$425,158 | 34,516 | 542,692 | 20,329 |

Performance Measures

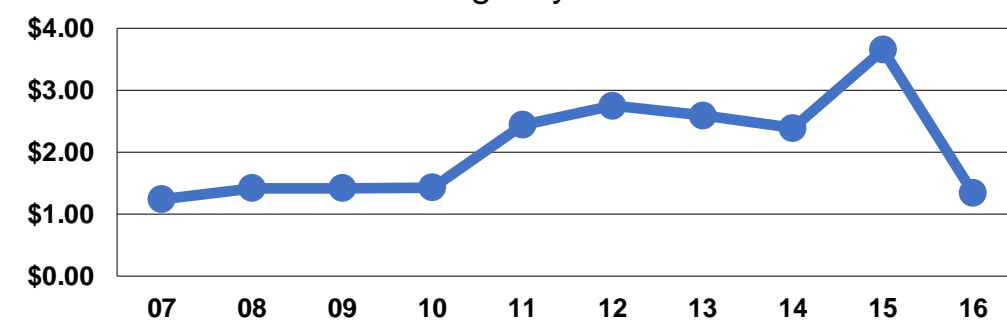
Service Efficiency

| Mode | Operating Expenses per Vehicle Revenue Mile | Operating Expenses per Vehicle Revenue Hour |
|-----------------|---|---|
| Demand Response | \$1.34 | \$35.65 |
| Total | \$1.34 | \$35.65 |

Service Effectiveness

| Mode | Operating Expenses per Unlinked Passenger Trip | Unlinked Trips per Vehicle Revenue Mile | Unlinked Trips per Vehicle Revenue Hour |
|-----------------|--|---|---|
| Demand Response | \$20.99 | 0.1 | 1.7 |
| Total | \$20.99 | 0.1 | 1.7 |

Operating Expense per Vehicle Revenue Mile: Agency Total



Unlinked Passenger Trips per Vehicle Revenue Mile: Agency Total

