

General Information

Financial Information

Service Consumption

5,915 Annual Unlinked Trips (UPT)

Service Supplied

115,362 Annual Vehicle Revenue Miles (VRM)

5,848 Annual Vehicle Revenue Hours (VRH)

Summary of Operating Expenses (OE)

\$212,088 Total Operating Expenses

Database Information

NTDID: 5R01-55313

Reporter Type: Rural General Public Transit

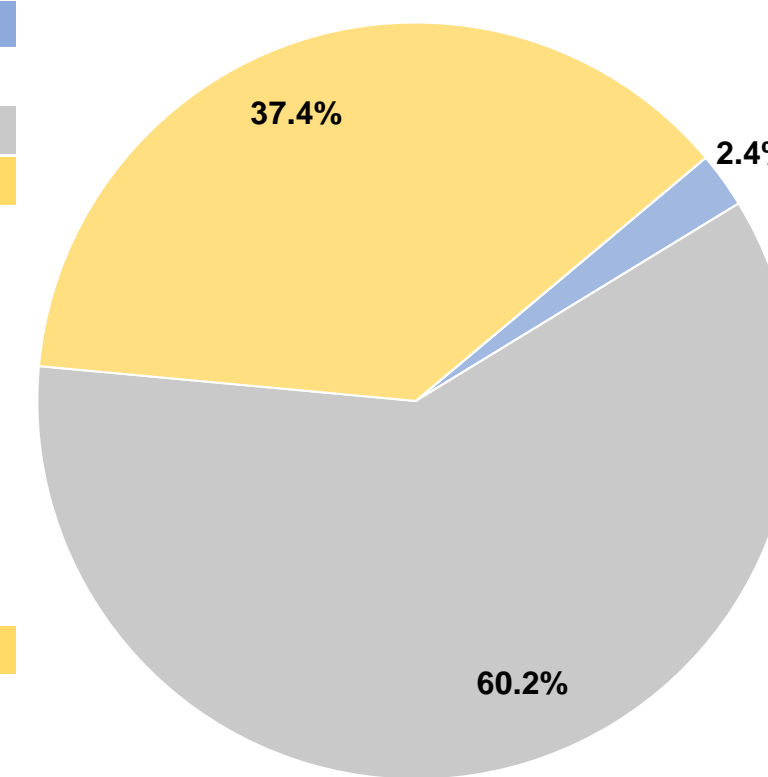
Sources of Operating Funds Expended

Fare Revenues	\$5,033	2.4%
Local Funds	\$0	0.0%
State Funds	\$127,690	60.2%
Federal Assistance	\$79,365	37.4%
Other Funds	\$0	0.0%
Total Operating Funds Expended	\$212,088	100.0%

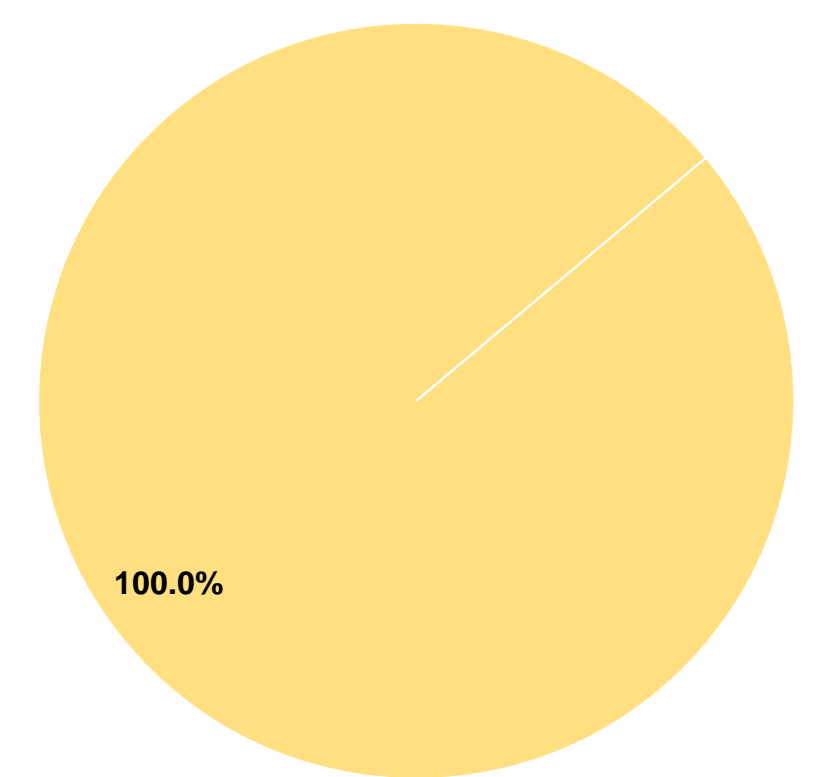
Sources of Capital Funds Expended

Fare Revenues	\$0	0.0%
Local Funds	\$0	0.0%
State Funds	\$0	0.0%
Federal Assistance	\$76,352	100.0%
Other Funds	\$0	0.0%
Total Capital Funds Expended	\$76,352	100.0%

Operating Funding Sources



Capital Funding Sources



Modal Characteristics

Operation Characteristics

Vehicles Operated at Maximum Service

Mode	Directly Operated	Purchased Transportation	Operating Expenses	Fare Revenues	Uses of Capital Funds	Annual Unlinked Trips	Annual Vehicle Revenue Miles	Annual Vehicle Revenue Hours
Demand Response	6	-	\$212,088	\$5,033	\$76,352	5,915	115,362	5,848
Total	6	-	\$212,088	\$5,033	\$76,352	5,915	115,362	5,848

Performance Measures

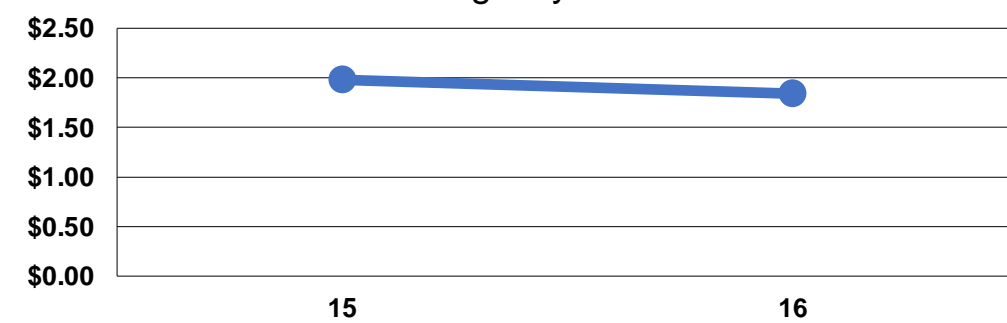
Service Efficiency

Mode	Operating Expenses per Vehicle Revenue Mile	Operating Expenses per Vehicle Revenue Hour
Demand Response	\$1.84	\$36.27
Total	\$1.84	\$36.27

Service Effectiveness

Mode	Operating Expenses per Unlinked Passenger Trip	Unlinked Trips per Vehicle Revenue Mile	Unlinked Trips per Vehicle Revenue Hour
Demand Response	\$35.86	0.1	1.0
Total	\$35.86	0.1	1.0

Operating Expense per Vehicle Revenue Mile: Agency Total



Unlinked Passenger Trips per Vehicle Revenue Mile: Agency Total

