

# Douglas County (Illinois)

## 2016 Annual Agency Profile

401 S. Center  
Tuscola, IL 61953

Bureau Chief, Transit Operations: Mr. John Marrella

### General Information

#### Service Consumption

9,303 Annual Unlinked Trips (UPT)

#### Service Supplied

66,128 Annual Vehicle Revenue Miles (VRM)

2,156 Annual Vehicle Revenue Hours (VRH)

#### Summary of Operating Expenses (OE)

\$200,004 Total Operating Expenses

#### Database Information

NTDID: 5R01-55315

Reporter Type: Rural General Public Transit

### Financial Information

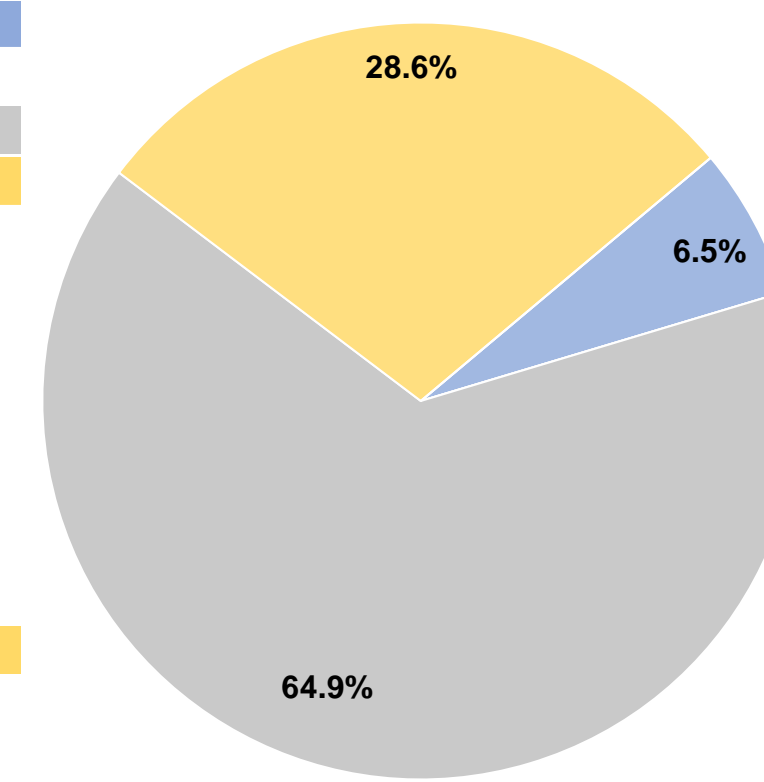
#### Sources of Operating Funds Expended

Fare Revenues	\$12,943	6.5%
Local Funds	\$0	0.0%
State Funds	\$129,900	64.9%
Federal Assistance	\$57,161	28.6%
Other Funds	\$0	0.0%
<b>Total Operating Funds Expended</b>	<b>\$200,004</b>	<b>100.0%</b>

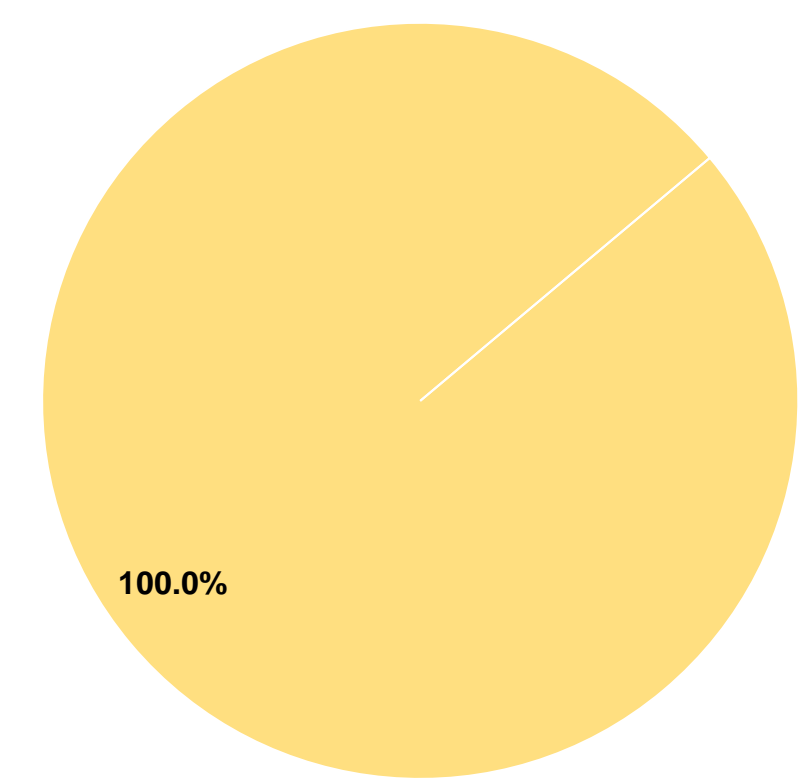
#### Sources of Capital Funds Expended

Fare Revenues	\$0	0.0%
Local Funds	\$0	0.0%
State Funds	\$0	0.0%
Federal Assistance	\$113,510	100.0%
Other Funds	\$0	0.0%
<b>Total Capital Funds Expended</b>	<b>\$113,510</b>	<b>100.0%</b>

#### Operating Funding Sources



#### Capital Funding Sources



### Modal Characteristics

#### Operation Characteristics

#### Vehicles Operated at Maximum Service

Mode	Directly Operated	Purchased Transportation	Operating Expenses	Fare Revenues	Uses of Capital Funds	Annual Unlinked Trips	Annual Vehicle Revenue Miles	Annual Vehicle Revenue Hours
Demand Response	3	-	\$200,004	\$12,943	\$113,510	9,303	66,128	2,156
<b>Total</b>	<b>3</b>	<b>-</b>	<b>\$200,004</b>	<b>\$12,943</b>	<b>\$113,510</b>	<b>9,303</b>	<b>66,128</b>	<b>2,156</b>

#### Performance Measures

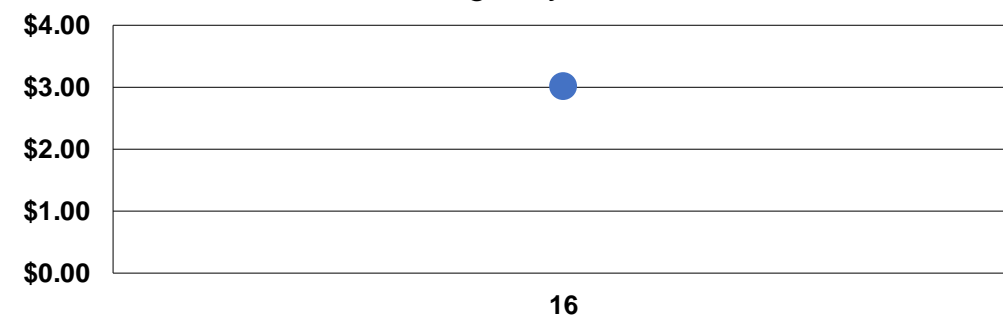
#### Service Efficiency

Mode	Operating Expenses per Vehicle Revenue Mile	Operating Expenses per Vehicle Revenue Hour
Demand Response	\$3.02	\$92.77
<b>Total</b>	<b>\$3.02</b>	<b>\$92.77</b>

#### Service Effectiveness

Mode	Operating Expenses per Unlinked Passenger Trip	Unlinked Trips per Vehicle Revenue Mile	Unlinked Trips per Vehicle Revenue Hour
Demand Response	\$21.50	0.1	4.3
<b>Total</b>	<b>\$21.50</b>	<b>0.1</b>	<b>4.3</b>

Operating Expense per Vehicle Revenue Mile: Agency Total



Unlinked Passenger Trips per Vehicle Revenue Mile: Agency Total

