http://www.booneseniors.org
515 Crown Pointe Drive
Lebanon, IN 46052-8335

Boone County Commissioners

2016 Annual Agency Profile

Transit Planner: Mr. Jason Casteel

General Information

Service Consumption

24,252 **Annual Unlinked Trips (UPT)**

Service Supplied

299,896 **Annual Vehicle Revenue Miles (VRM)**
19,988 **Annual Vehicle Revenue Hours (VRH)**

Summary of Operating Expenses (OE)

$592,983 **Total Operating Expenses**

Database Information

NTDID: 5R02-50230
Reporter Type: Rural General Public Transit

Financial Information

Sources of Operating Funds Expended

Fare Revenues	$59,184	10.0%
Local Funds	$243,986	41.1%
State Funds	$80,118	13.5%
Federal Assistance	$209,695	35.4%
Other Funds	$0	0.0%
Total Operating Funds Expended	**$592,983**	100.0%

Sources of Capital Funds Expended

Fare Revenues	$0
Local Funds	$0
State Funds	$0
Federal Assistance	$0
Other Funds	$0
Total Capital Funds Expended	**$0**

Operating Funding Sources

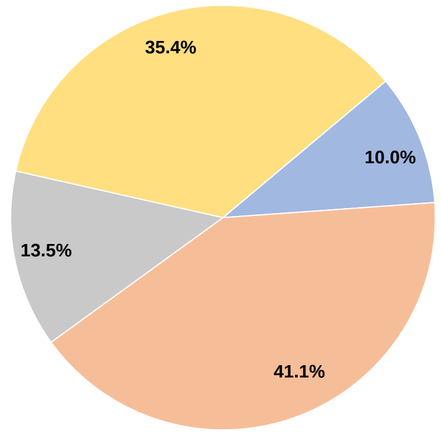

Modal Characteristics

Operation Characteristics

Mode	Vehicles Operated at Maximum Service: Directly Operated	Vehicles Operated at Maximum Service: Purchased Transportation	Operating Expenses	Fare Revenues	Uses of Capital Funds	Annual Unlinked Trips	Annual Vehicle Revenue Miles	Annual Vehicle Revenue Hours
Demand Response	16	-	$592,983	$59,184	$0	24,252	299,896	19,988
Total	**16**	**-**	**$592,983**	**$59,184**	**$0**	**24,252**	**299,896**	**19,988**

Performance Measures

Service Efficiency

Mode	Operating Expenses per Vehicle Revenue Mile	Operating Expenses per Vehicle Revenue Hour
Demand Response	$1.98	$29.67
Total	**$1.98**	**$29.67**

Service Effectiveness

Mode	Operating Expenses per Unlinked Passenger Trip	Unlinked Trips per Vehicle Revenue Mile	Unlinked Trips per Vehicle Revenue Hour
Demand Response	$24.45	0.1	1.2
Total	**$24.45**	**0.1**	**1.2**

Operating Expense per Vehicle Revenue Mile: Agency Total

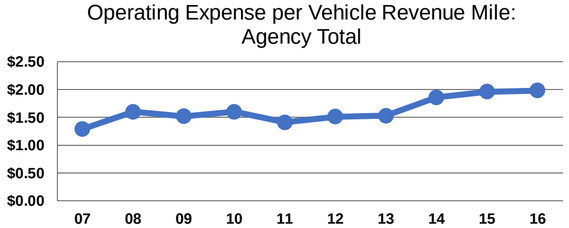
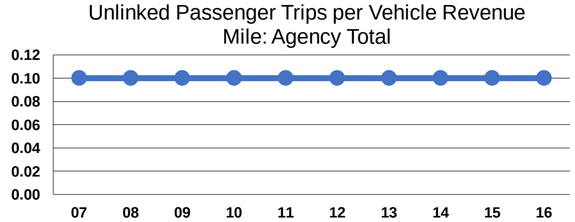
Unlinked Passenger Trips per Vehicle Revenue Mile: Agency Total