

General Information

Financial Information

Service Consumption

17,313 Annual Unlinked Trips (UPT)

Service Supplied

159,266 Annual Vehicle Revenue Miles (VRM)

7,772 Annual Vehicle Revenue Hours (VRH)

Summary of Operating Expenses (OE)

\$416,619 Total Operating Expenses

Database Information

NTDID: 5R02-50272

Reporter Type: Rural General Public Transit

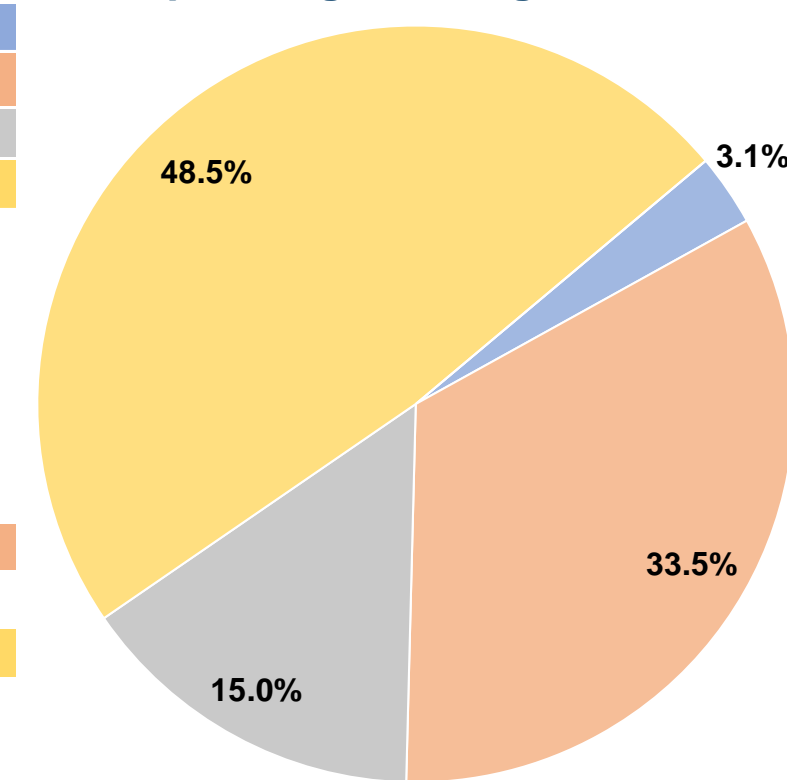
Sources of Operating Funds Expended

| | | |
|---------------------------------------|------------------|---------------|
| Fare Revenues | \$12,756 | 3.1% |
| Local Funds | \$139,373 | 33.5% |
| State Funds | \$62,560 | 15.0% |
| Federal Assistance | \$201,930 | 48.5% |
| Other Funds | \$0 | 0.0% |
| Total Operating Funds Expended | \$416,619 | 100.0% |

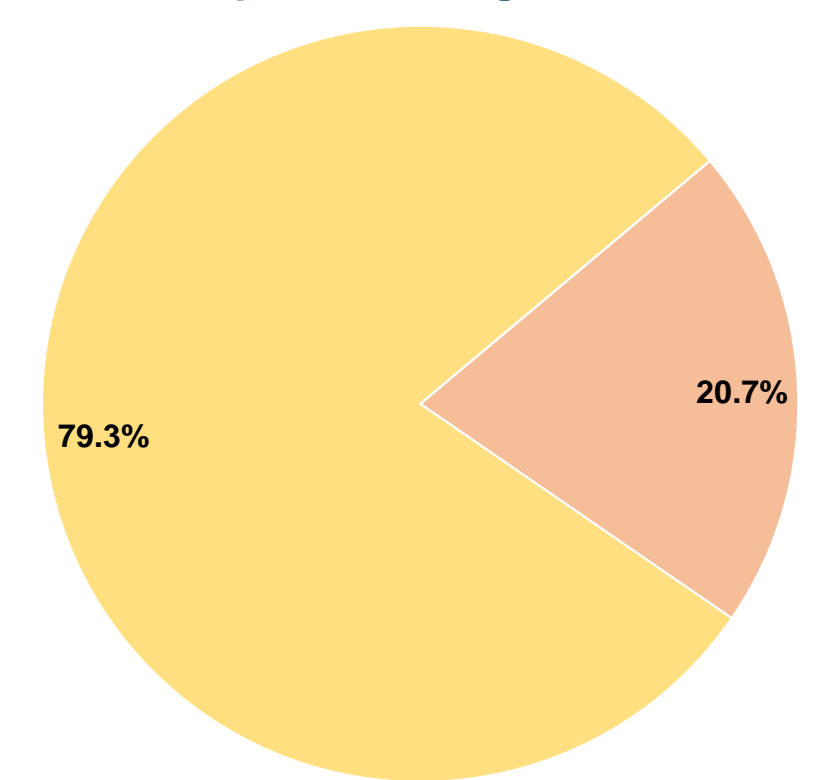
Sources of Capital Funds Expended

| | | |
|-------------------------------------|------------------|---------------|
| Fare Revenues | \$0 | 0.0% |
| Local Funds | \$21,000 | 20.7% |
| State Funds | \$0 | 0.0% |
| Federal Assistance | \$80,419 | 79.3% |
| Other Funds | \$0 | 0.0% |
| Total Capital Funds Expended | \$101,419 | 100.0% |

Operating Funding Sources



Capital Funding Sources



Modal Characteristics

Operation Characteristics

Vehicles Operated at Maximum Service

| Mode | Directly Operated | Purchased Transportation | Operating Expenses | Fare Revenues | Uses of Capital Funds | Annual Unlinked Trips | Annual Vehicle Revenue Miles | Annual Vehicle Revenue Hours |
|-----------------|-------------------|--------------------------|--------------------|-----------------|-----------------------|-----------------------|------------------------------|------------------------------|
| Demand Response | 5 | - | \$416,619 | \$12,756 | \$101,419 | 17,313 | 159,266 | 7,772 |
| Total | 5 | - | \$416,619 | \$12,756 | \$101,419 | 17,313 | 159,266 | 7,772 |

Performance Measures

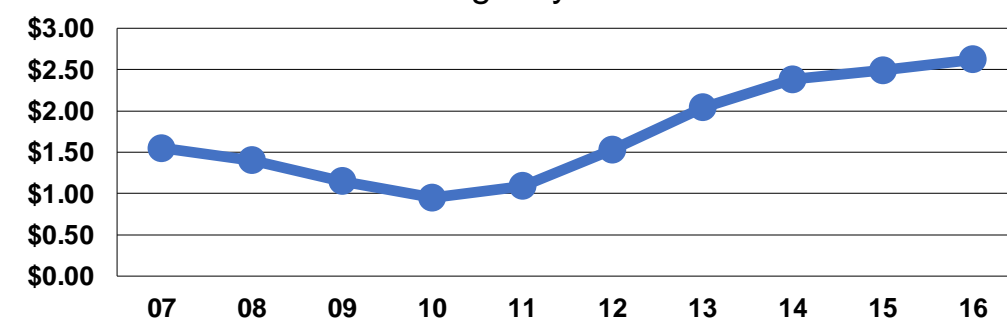
Service Efficiency

| Mode | Operating Expenses per Vehicle Revenue Mile | Operating Expenses per Vehicle Revenue Hour |
|-----------------|---|---|
| Demand Response | \$2.62 | \$53.61 |
| Total | \$2.62 | \$53.61 |

Service Effectiveness

| Mode | Operating Expenses per Unlinked Passenger Trip | Unlinked Trips per Vehicle Revenue Mile | Unlinked Trips per Vehicle Revenue Hour |
|-----------------|--|---|---|
| Demand Response | \$24.06 | 0.1 | 2.2 |
| Total | \$24.06 | 0.1 | 2.2 |

Operating Expense per Vehicle Revenue Mile: Agency Total



Unlinked Passenger Trips per Vehicle Revenue Mile: Agency Total

