

General Information

Service Consumption

45,599 Annual Unlinked Trips (UPT)

Service Supplied

340,877 Annual Vehicle Revenue Miles (VRM)

23,588 Annual Vehicle Revenue Hours (VRH)

Summary of Operating Expenses (OE)

\$1,087,435 Total Operating Expenses

Database Information

NTDID: 5R02-50307

Reporter Type: Rural General Public Transit

Financial Information

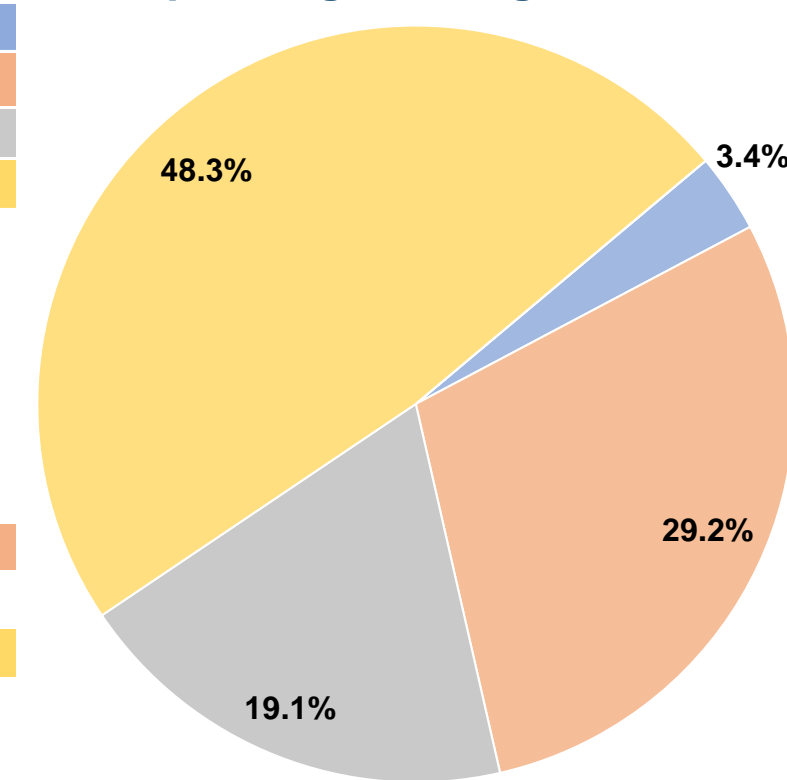
Sources of Operating Funds Expended

Fare Revenues	\$36,527	3.4%
Local Funds	\$317,274	29.2%
State Funds	\$208,182	19.1%
Federal Assistance	\$525,452	48.3%
Other Funds	\$0	0.0%
Total Operating Funds Expended	\$1,087,435	100.0%

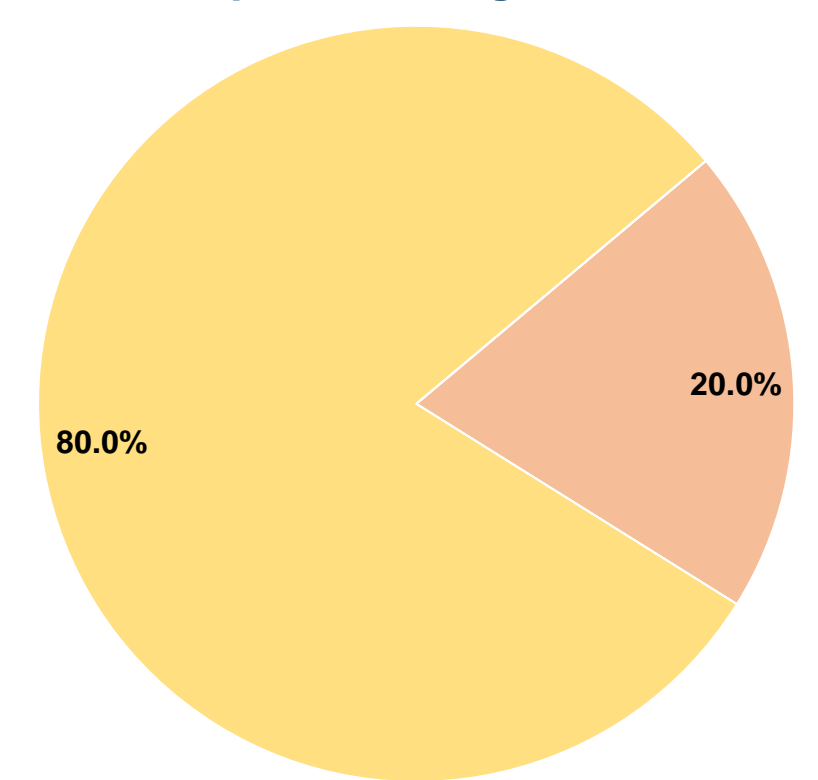
Sources of Capital Funds Expended

Fare Revenues	\$0	0.0%
Local Funds	\$34,050	20.0%
State Funds	\$0	0.0%
Federal Assistance	\$136,198	80.0%
Other Funds	\$0	0.0%
Total Capital Funds Expended	\$170,248	100.0%

Operating Funding Sources



Capital Funding Sources



Modal Characteristics

Operation Characteristics

Vehicles Operated at Maximum Service

Mode	Directly Operated	Purchased Transportation	Operating Expenses	Fare Revenues	Uses of Capital Funds	Annual Unlinked Trips	Annual Vehicle Revenue Miles	Annual Vehicle Revenue Hours
Demand Response	10	-	\$1,087,435	\$36,527	\$170,248	45,599	340,877	23,588
Total	10	-	\$1,087,435	\$36,527	\$170,248	45,599	340,877	23,588

Performance Measures

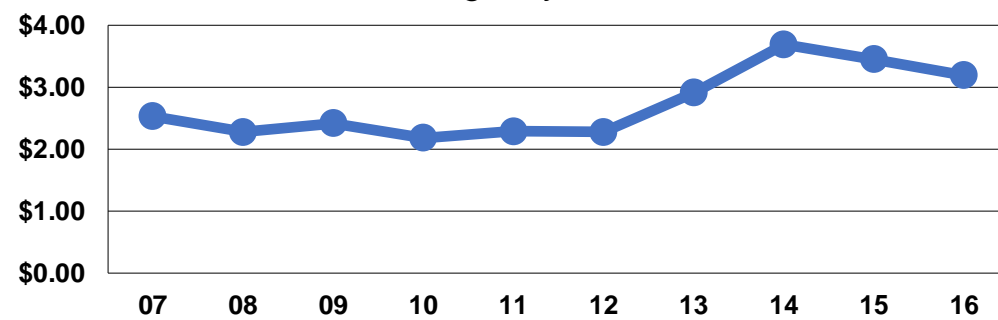
Service Efficiency

Mode	Operating Expenses per Vehicle Revenue Mile	Operating Expenses per Vehicle Revenue Hour
Demand Response	\$3.19	\$46.10
Total	\$3.19	\$46.10

Service Effectiveness

Mode	Operating Expenses per Unlinked Passenger Trip	Unlinked Trips per Vehicle Revenue Mile	Unlinked Trips per Vehicle Revenue Hour
Demand Response	\$23.85	0.1	1.9
Total	\$23.85	0.1	1.9

Operating Expense per Vehicle Revenue Mile: Agency Total



Unlinked Passenger Trips per Vehicle Revenue Mile: Agency Total

