

DeKalb County Council on Aging

2016 Annual Agency Profile

General Information

Service Consumption

27,467 Annual Unlinked Trips (UPT)

Service Supplied

264,638 Annual Vehicle Revenue Miles (VRM)

18,776 Annual Vehicle Revenue Hours (VRH)

Summary of Operating Expenses (OE)

\$509,733 Total Operating Expenses

Database Information

NTDID: 5R02-50330

Reporter Type: Rural General Public Transit

Financial Information

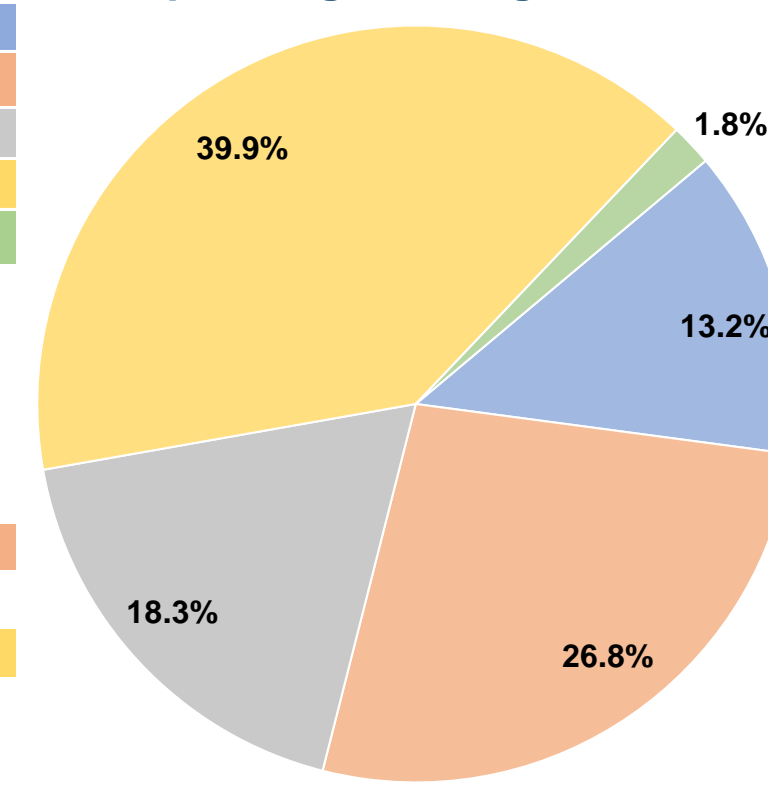
Sources of Operating Funds Expended

Fare Revenues	\$67,405	13.2%
Local Funds	\$136,857	26.8%
State Funds	\$93,057	18.3%
Federal Assistance	\$203,311	39.9%
Other Funds	\$9,103	1.8%
Total Operating Funds Expended	\$509,733	100.0%

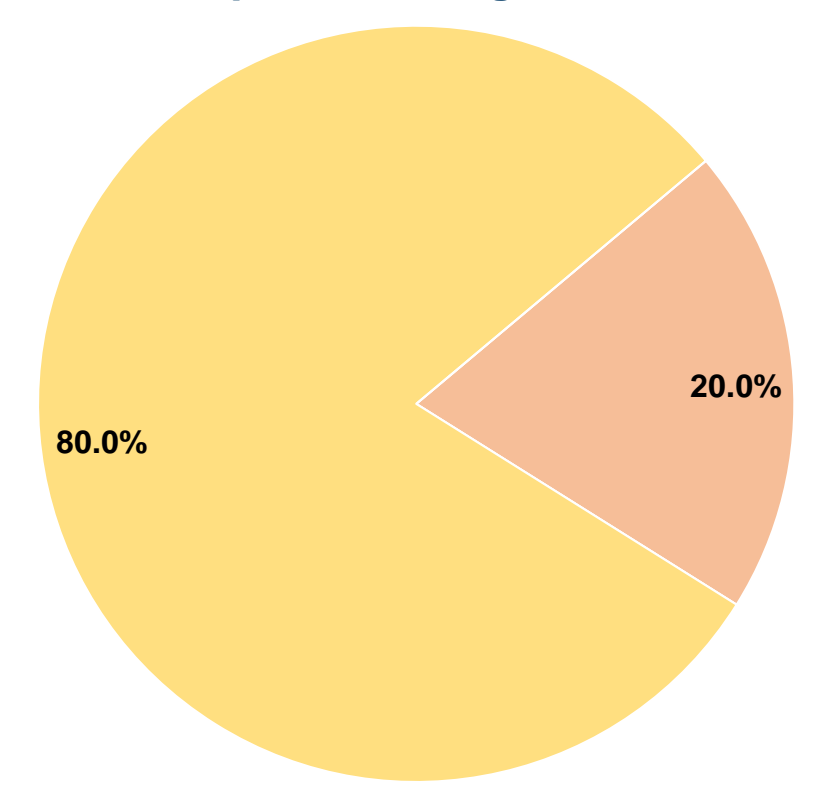
Sources of Capital Funds Expended

Fare Revenues	\$0	0.0%
Local Funds	\$13,292	20.0%
State Funds	\$0	0.0%
Federal Assistance	\$53,092	80.0%
Other Funds	\$0	0.0%
Total Capital Funds Expended	\$66,384	100.0%

Operating Funding Sources



Capital Funding Sources



Modal Characteristics

Operation Characteristics

Vehicles Operated at Maximum Service

Mode	Directly Operated	Purchased Transportation	Operating Expenses	Fare Revenues	Uses of Capital Funds	Annual Unlinked Trips	Annual Vehicle Revenue Miles	Annual Vehicle Revenue Hours
Demand Response	10	-	\$509,733	\$67,405	\$66,384	27,467	264,638	18,776
Total	10	-	\$509,733	\$67,405	\$66,384	27,467	264,638	18,776

Performance Measures

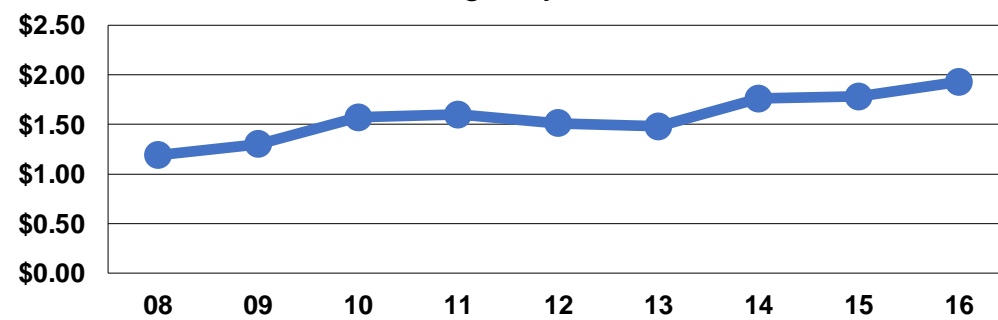
Service Efficiency

Mode	Operating Expenses per Vehicle Revenue Mile	Operating Expenses per Vehicle Revenue Hour
Demand Response	\$1.93	\$27.15
Total	\$1.93	\$27.15

Service Effectiveness

Mode	Operating Expenses per Unlinked Passenger Trip	Unlinked Trips per Vehicle Revenue Mile	Unlinked Trips per Vehicle Revenue Hour
Demand Response	\$18.56	0.1	1.5
Total	\$18.56	0.1	1.5

Operating Expense per Vehicle Revenue Mile: Agency Total



Unlinked Passenger Trips per Vehicle Revenue Mile: Agency Total

