

Hamilton County Express Public Transit

2016 Annual Agency Profile

General Information

Service Consumption

58,639 Annual Unlinked Trips (UPT)

Service Supplied

481,166 Annual Vehicle Revenue Miles (VRM)

28,621 Annual Vehicle Revenue Hours (VRH)

Summary of Operating Expenses (OE)

\$1,426,557 Total Operating Expenses

Database Information

NTDID: 5R02-50351

Reporter Type: Rural General Public Transit

Financial Information

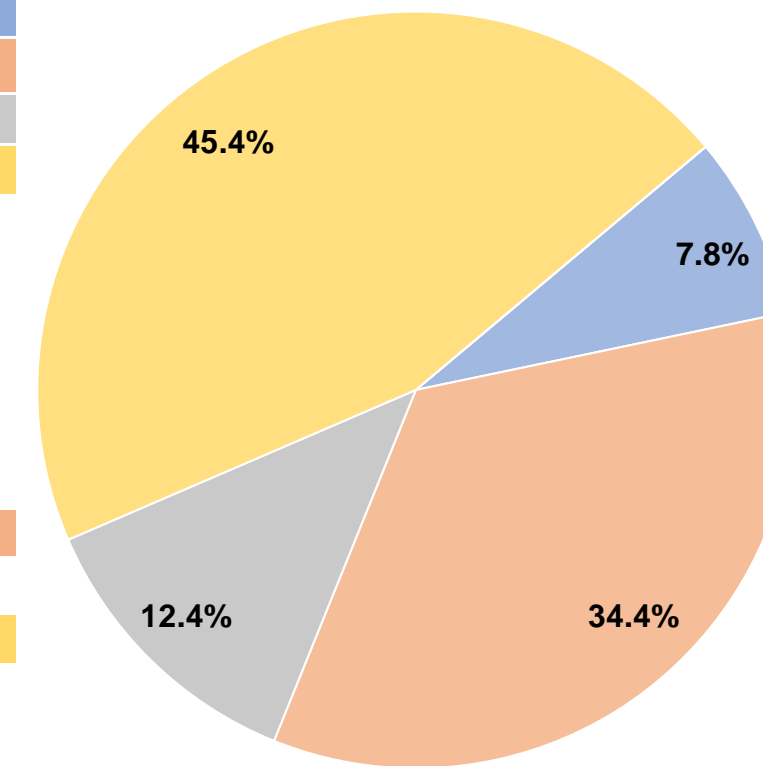
Sources of Operating Funds Expended

Fare Revenues	\$111,755	7.8%
Local Funds	\$490,585	34.4%
State Funds	\$177,076	12.4%
Federal Assistance	\$647,141	45.4%
Other Funds	\$0	0.0%
Total Operating Funds Expended	\$1,426,557	100.0%

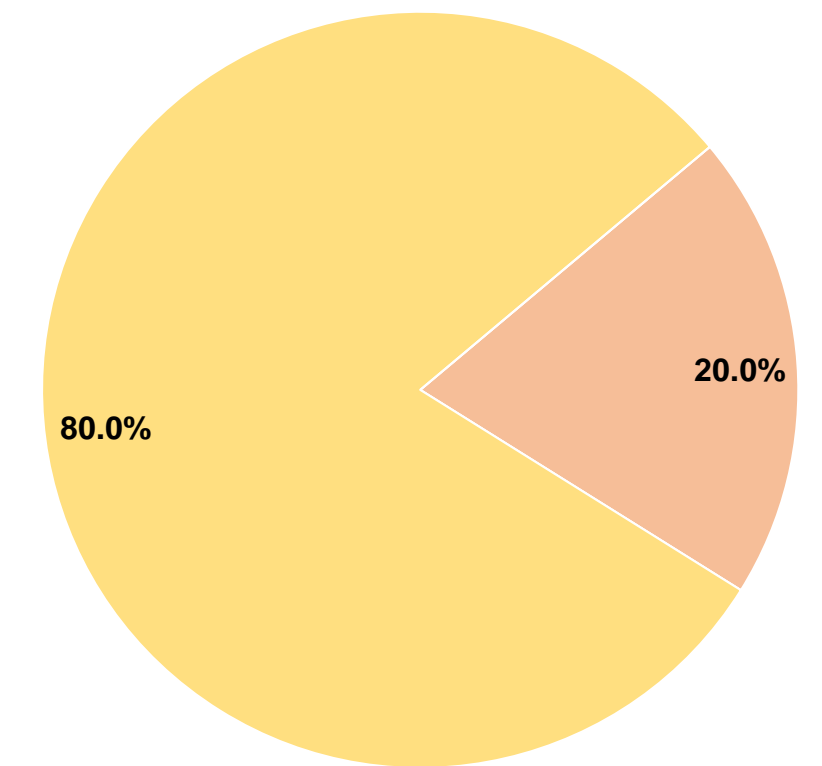
Sources of Capital Funds Expended

Fare Revenues	\$0	0.0%
Local Funds	\$31,500	20.0%
State Funds	\$0	0.0%
Federal Assistance	\$126,000	80.0%
Other Funds	\$0	0.0%
Total Capital Funds Expended	\$157,500	100.0%

Operating Funding Sources



Capital Funding Sources



Modal Characteristics

Operation Characteristics

Vehicles Operated at Maximum Service

Mode	Directly Operated	Purchased Transportation	Operating Expenses	Fare Revenues	Uses of Capital Funds	Annual Unlinked Trips	Annual Vehicle Revenue Miles	Annual Vehicle Revenue Hours
Demand Response	17	-	\$1,426,557	\$111,755	\$157,500	58,639	481,166	28,621
Total	17	-	\$1,426,557	\$111,755	\$157,500	58,639	481,166	28,621

Performance Measures

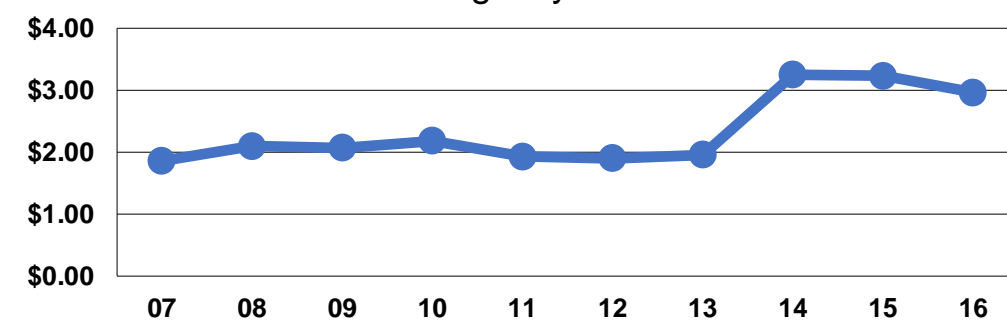
Service Efficiency

Mode	Operating Expenses per Vehicle Revenue Mile	Operating Expenses per Vehicle Revenue Hour
Demand Response	\$2.96	\$49.84
Total	\$2.96	\$49.84

Service Effectiveness

Mode	Operating Expenses per Unlinked Passenger Trip	Unlinked Trips per Vehicle Revenue Mile	Unlinked Trips per Vehicle Revenue Hour
Demand Response	\$24.33	0.1	2.1
Total	\$24.33	0.1	2.0

Operating Expense per Vehicle Revenue Mile: Agency Total



Unlinked Passenger Trips per Vehicle Revenue Mile: Agency Total

