

General Information

Financial Information

Service Consumption

4,333 Annual Unlinked Trips (UPT)

Service Supplied

23,051 Annual Vehicle Revenue Miles (VRM)

1,660 Annual Vehicle Revenue Hours (VRH)

Summary of Operating Expenses (OE)

\$112,440 Total Operating Expenses

Database Information

NTDID: 5R02-50365

Reporter Type: Rural General Public Transit

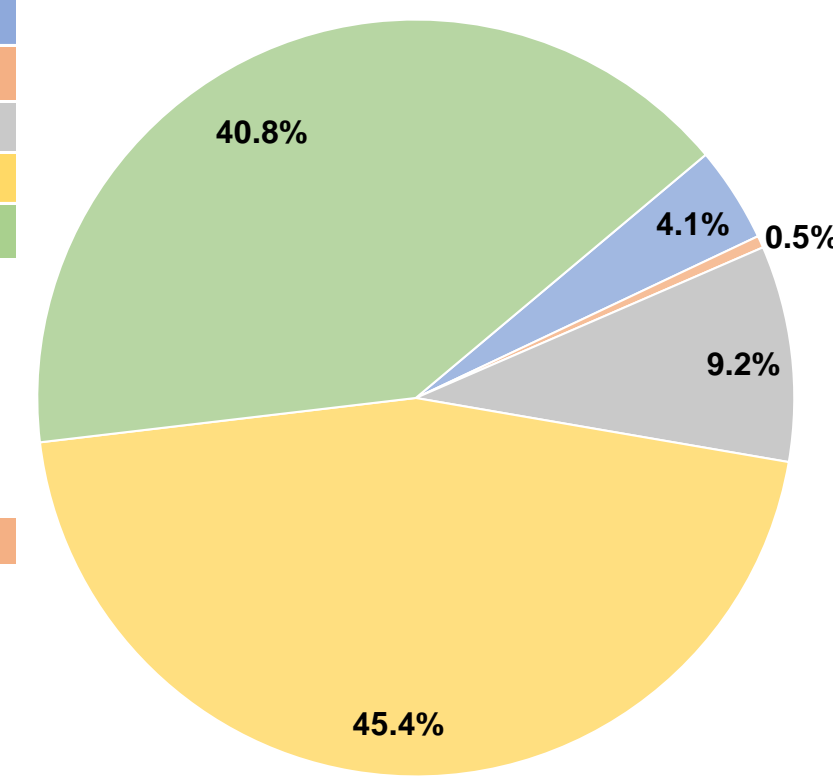
Sources of Operating Funds Expended

Fare Revenues	\$4,590	4.1%
Local Funds	\$578	0.5%
State Funds	\$10,371	9.2%
Federal Assistance	\$51,071	45.4%
Other Funds	\$45,830	40.8%
Total Operating Funds Expended	\$112,440	100.0%

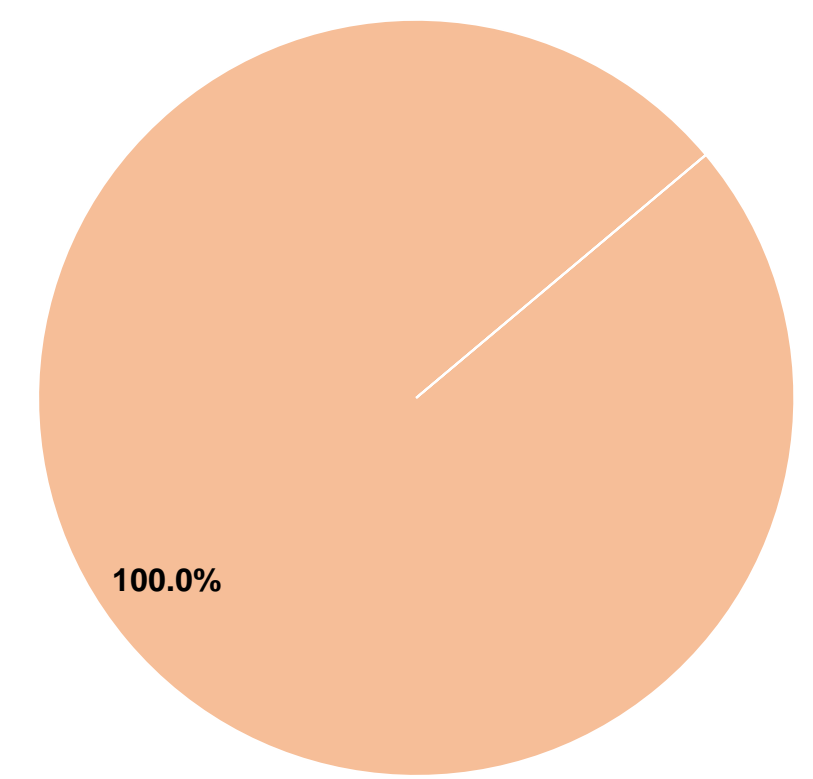
Sources of Capital Funds Expended

Fare Revenues	\$0	0.0%
Local Funds	\$22,980	100.0%
State Funds	\$0	0.0%
Federal Assistance	\$0	0.0%
Other Funds	\$0	0.0%
Total Capital Funds Expended	\$22,980	100.0%

Operating Funding Sources



Capital Funding Sources



Modal Characteristics

Operation Characteristics

Vehicles Operated at Maximum Service

Mode	Directly Operated	Purchased Transportation	Operating Expenses	Fare Revenues	Uses of Capital Funds	Annual Unlinked Trips	Annual Vehicle Revenue Miles	Annual Vehicle Revenue Hours
Demand Response	8	-	\$112,440	\$4,590	\$22,980	4,333	23,051	1,660
Total	8	-	\$112,440	\$4,590	\$22,980	4,333	23,051	1,660

Performance Measures

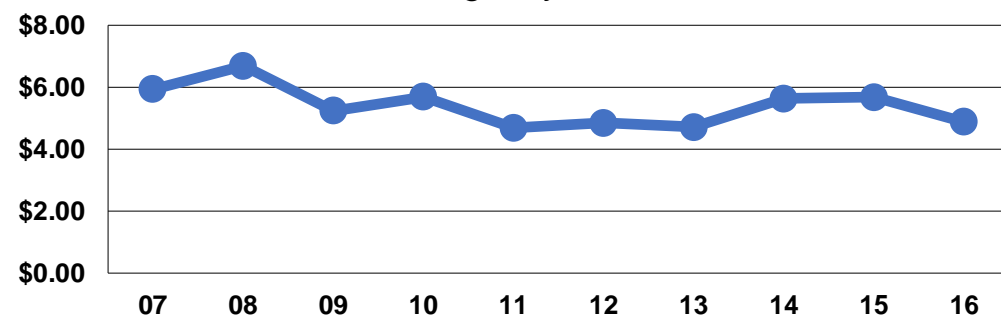
Service Efficiency

Mode	Operating Expenses per Vehicle Revenue Mile	Operating Expenses per Vehicle Revenue Hour
Demand Response	\$4.88	\$67.73
Total	\$4.88	\$67.73

Service Effectiveness

Mode	Operating Expenses per Unlinked Passenger Trip	Unlinked Trips per Vehicle Revenue Mile	Unlinked Trips per Vehicle Revenue Hour
Demand Response	\$25.95	0.2	2.6
Total	\$25.95	0.2	2.6

Operating Expense per Vehicle Revenue Mile: Agency Total



Unlinked Passenger Trips per Vehicle Revenue Mile: Agency Total

