Union County Transit

2016 Annual Agency Profile

615 W. High St.
LIBERTY, IN 47353

Transit Planner: Mr. Jason Casteel

General Information

Service Consumption

31,066 **Annual Unlinked Trips (UPT)**

Service Supplied

275,569 **Annual Vehicle Revenue Miles (VRM)**
30,613 **Annual Vehicle Revenue Hours (VRH)**

Summary of Operating Expenses (OE)

$486,742 **Total Operating Expenses**

Database Information

NTDID: 5R02-50387
Reporter Type: Rural General Public Transit

Financial Information

Sources of Operating Funds Expended

Fare Revenues	$50,787	10.4%
Local Funds	$110,539	22.7%
State Funds	$99,271	20.4%
Federal Assistance	$226,145	46.5%
Other Funds	$0	0.0%
Total Operating Funds Expended	**$486,742**	100.0%

Sources of Capital Funds Expended

Fare Revenues	$0	0.0%
Local Funds	$27,435	20.0%
State Funds	$0	0.0%
Federal Assistance	$109,743	80.0%
Other Funds	$0	0.0%
Total Capital Funds Expended	**$137,178**	100.0%

Operating Funding Sources

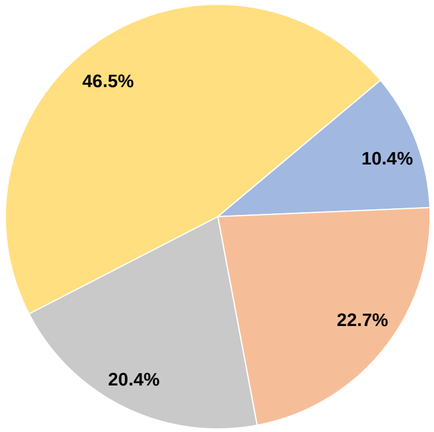

Capital Funding Sources

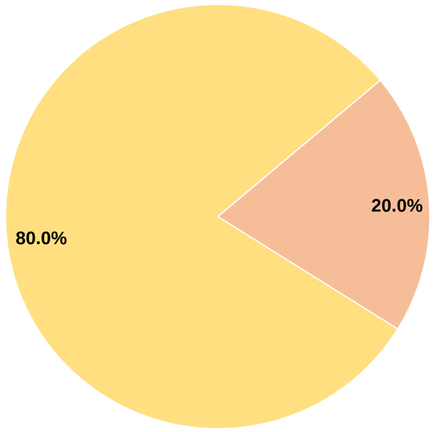

Modal Characteristics

Operation Characteristics

Mode	Vehicles Operated at Maximum Service: Directly Operated	Vehicles Operated at Maximum Service: Purchased Transportation	Operating Expenses	Fare Revenues	Uses of Capital Funds	Annual Unlinked Trips	Annual Vehicle Revenue Miles	Annual Vehicle Revenue Hours
Demand Response	10	-	$486,742	$50,787	$137,178	31,066	275,569	30,613
Total	**10**	**-**	**$486,742**	**$50,787**	**$137,178**	**31,066**	**275,569**	**30,613**

Performance Measures

Service Efficiency

Mode	Operating Expenses per Vehicle Revenue Mile	Operating Expenses per Vehicle Revenue Hour
Demand Response	$1.77	$15.90
Total	**$1.77**	**$15.90**

Service Effectiveness

Mode	Operating Expenses per Unlinked Passenger Trip	Unlinked Trips per Vehicle Revenue Mile	Unlinked Trips per Vehicle Revenue Hour
Demand Response	$15.67	0.1	1.0
Total	**$15.67**	**0.1**	**1.0**

Operating Expense per Vehicle Revenue Mile: Agency Total

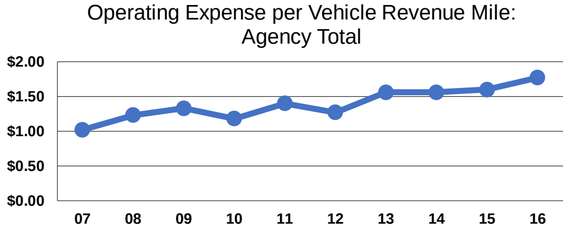
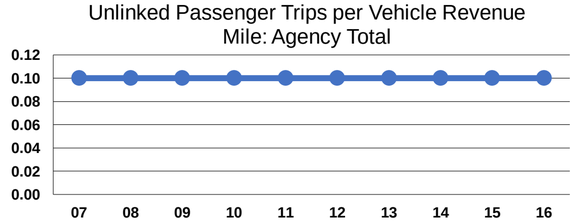
Unlinked Passenger Trips per Vehicle Revenue Mile: Agency Total