

General Information

Financial Information

Service Consumption

24,905 Annual Unlinked Trips (UPT)

Service Supplied

421,446 Annual Vehicle Revenue Miles (VRM)

25,607 Annual Vehicle Revenue Hours (VRH)

Summary of Operating Expenses (OE)

\$706,731 Total Operating Expenses

Database Information

NTDID: 5R02-50422

Reporter Type: Rural General Public Transit

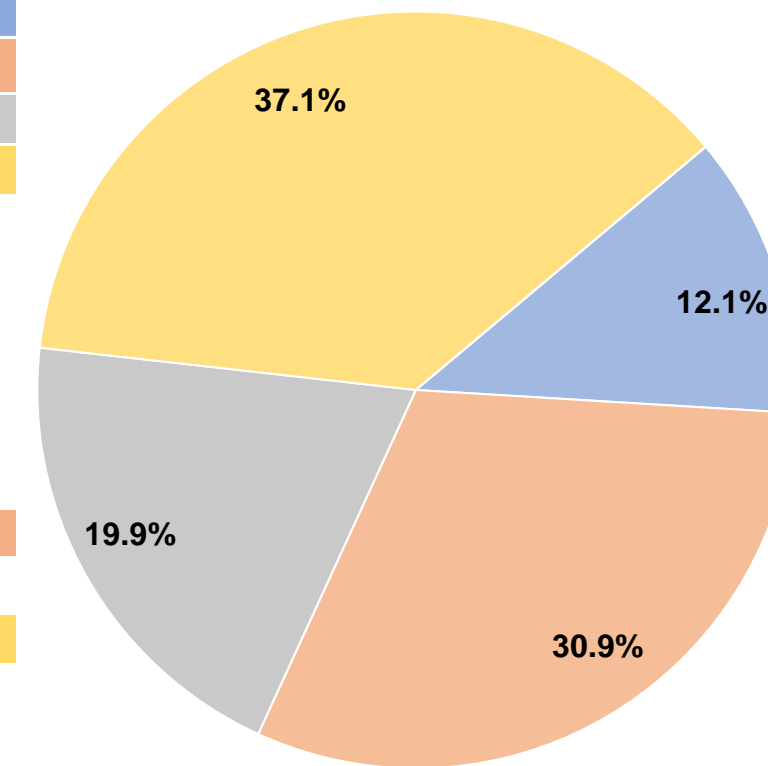
Sources of Operating Funds Expended

Fare Revenues	\$85,348	12.1%
Local Funds	\$218,183	30.9%
State Funds	\$140,967	19.9%
Federal Assistance	\$262,233	37.1%
Other Funds	\$0	0.0%
Total Operating Funds Expended	\$706,731	100.0%

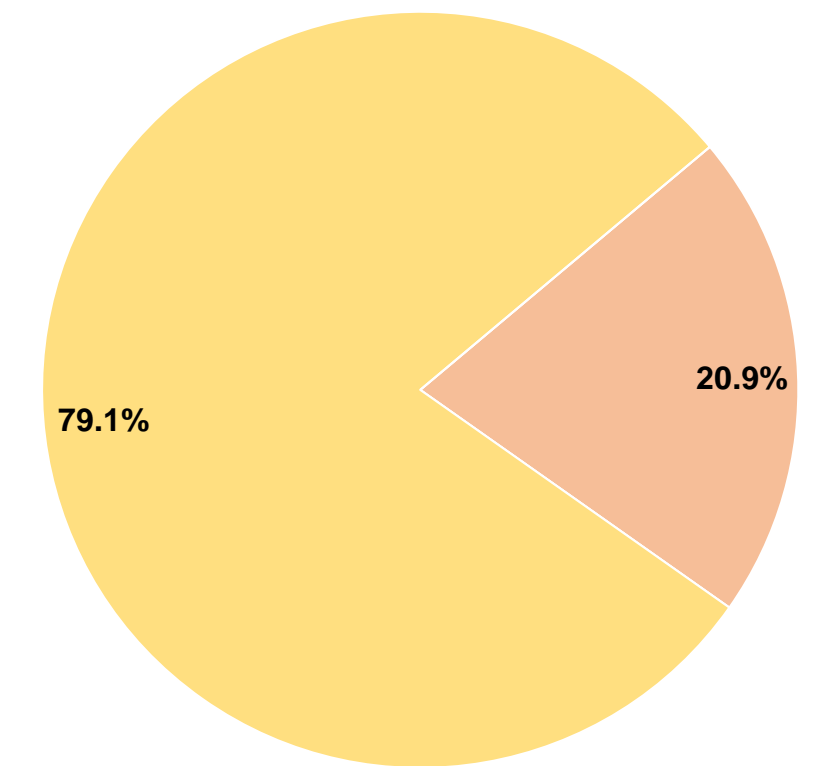
Sources of Capital Funds Expended

Fare Revenues	\$0	0.0%
Local Funds	\$11,292	20.9%
State Funds	\$0	0.0%
Federal Assistance	\$42,794	79.1%
Other Funds	\$0	0.0%
Total Capital Funds Expended	\$54,086	100.0%

Operating Funding Sources



Capital Funding Sources



Modal Characteristics

Operation Characteristics

Vehicles Operated at Maximum Service

Mode	Directly Operated	Purchased Transportation	Operating Expenses	Fare Revenues	Uses of Capital Funds	Annual Unlinked Trips	Annual Vehicle Revenue Miles	Annual Vehicle Revenue Hours
Demand Response	13	-	\$706,731	\$85,348	\$54,086	24,905	421,446	25,607
Total	13	-	\$706,731	\$85,348	\$54,086	24,905	421,446	25,607

Performance Measures

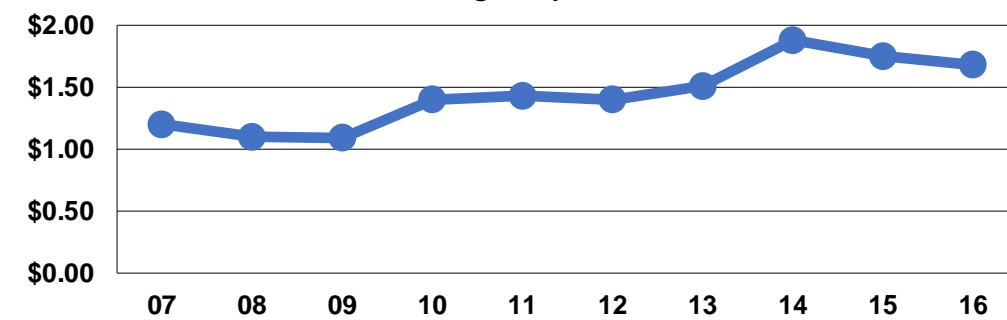
Service Efficiency

Mode	Operating Expenses per Vehicle Revenue Mile	Operating Expenses per Vehicle Revenue Hour
Demand Response	\$1.68	\$27.60
Total	\$1.68	\$27.60

Service Effectiveness

Mode	Operating Expenses per Unlinked Passenger Trip	Unlinked Trips per Vehicle Revenue Mile	Unlinked Trips per Vehicle Revenue Hour
Demand Response	\$28.38	0.1	1.0
Total	\$28.38	0.1	1.0

Operating Expense per Vehicle Revenue Mile: Agency Total



Unlinked Passenger Trips per Vehicle Revenue Mile: Agency Total

