

# Franklin County Public Transportation

## 2016 Annual Agency Profile

### General Information

#### Service Consumption

29,832 Annual Unlinked Trips (UPT)

#### Service Supplied

320,416 Annual Vehicle Revenue Miles (VRM)

13,260 Annual Vehicle Revenue Hours (VRH)

#### Summary of Operating Expenses (OE)

\$478,358 Total Operating Expenses

#### Database Information

NTDID: 5R02-50483

Reporter Type: Rural General Public Transit

### Financial Information

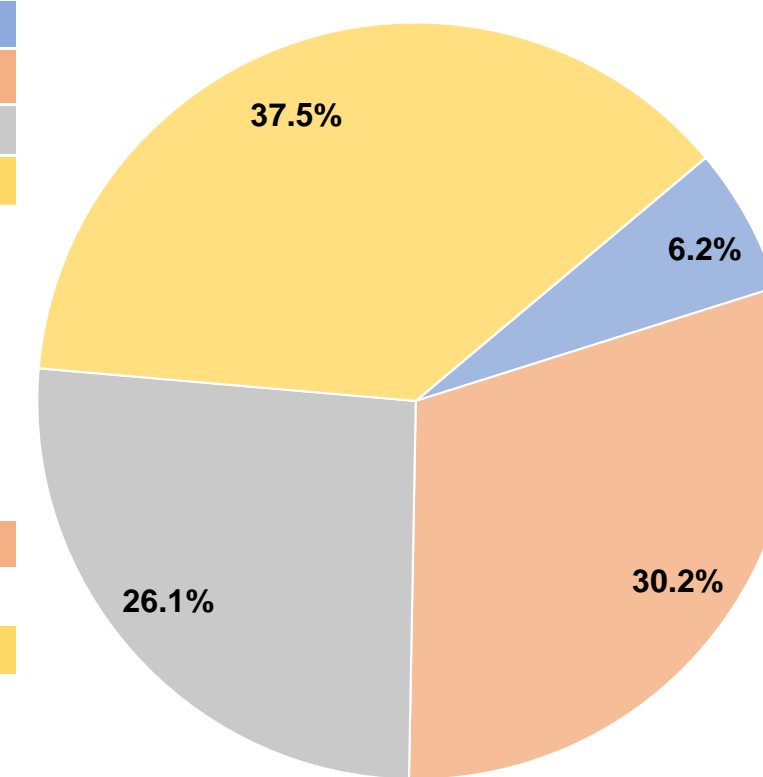
#### Sources of Operating Funds Expended

Fare Revenues	\$29,864	6.2%
Local Funds	\$144,250	30.2%
State Funds	\$124,801	26.1%
Federal Assistance	\$179,443	37.5%
Other Funds	\$0	0.0%
<b>Total Operating Funds Expended</b>	<b>\$478,358</b>	<b>100.0%</b>

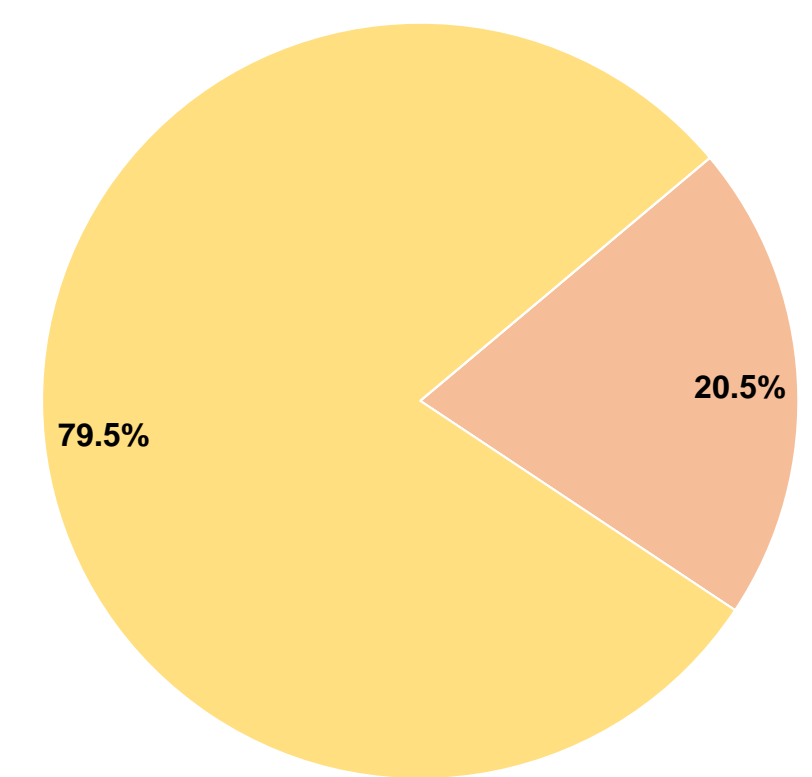
#### Sources of Capital Funds Expended

Fare Revenues	\$0	0.0%
Local Funds	\$18,213	20.5%
State Funds	\$0	0.0%
Federal Assistance	\$70,841	79.5%
Other Funds	\$0	0.0%
<b>Total Capital Funds Expended</b>	<b>\$89,054</b>	<b>100.0%</b>

#### Operating Funding Sources



#### Capital Funding Sources



### Modal Characteristics

#### Operation Characteristics

#### Vehicles Operated at Maximum Service

Mode	Directly Operated	Purchased Transportation	Operating Expenses	Fare Revenues	Uses of Capital Funds	Annual Unlinked Trips	Annual Vehicle Revenue Miles	Annual Vehicle Revenue Hours
Demand Response	10	-	\$478,358	\$29,864	\$89,054	29,832	320,416	13,260
<b>Total</b>	<b>10</b>	<b>-</b>	<b>\$478,358</b>	<b>\$29,864</b>	<b>\$89,054</b>	<b>29,832</b>	<b>320,416</b>	<b>13,260</b>

#### Performance Measures

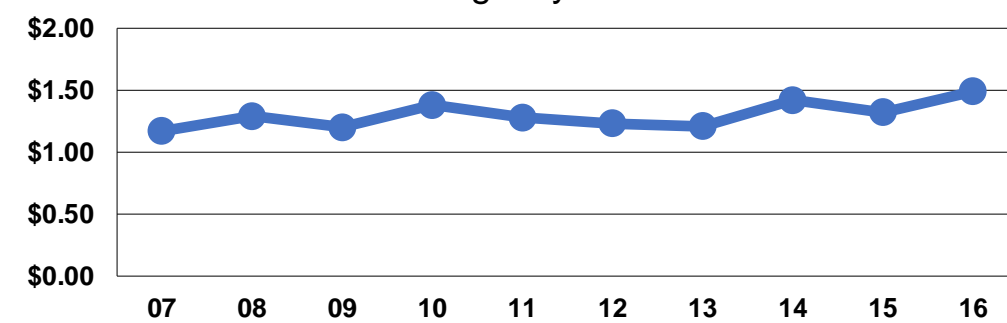
#### Service Efficiency

Mode	Operating Expenses per Vehicle Revenue Mile	Operating Expenses per Vehicle Revenue Hour
Demand Response	\$1.49	\$36.08
<b>Total</b>	<b>\$1.49</b>	<b>\$36.08</b>

#### Service Effectiveness

Mode	Operating Expenses per Unlinked Passenger Trip	Unlinked Trips per Vehicle Revenue Mile	Unlinked Trips per Vehicle Revenue Hour
Demand Response	\$16.04	0.1	2.3
<b>Total</b>	<b>\$16.04</b>	<b>0.1</b>	<b>2.2</b>

Operating Expense per Vehicle Revenue Mile: Agency Total



Unlinked Passenger Trips per Vehicle Revenue Mile: Agency Total

