

Buchanan Dial-A-Ride

2016 Annual Agency Profile

General Information

Service Consumption

6,128 Annual Unlinked Trips (UPT)

Service Supplied

31,257 Annual Vehicle Revenue Miles (VRM)

2,746 Annual Vehicle Revenue Hours (VRH)

Summary of Operating Expenses (OE)

\$146,159 Total Operating Expenses

Database Information

NTDID: 5R03-50243

Reporter Type: Rural General Public Transit

Financial Information

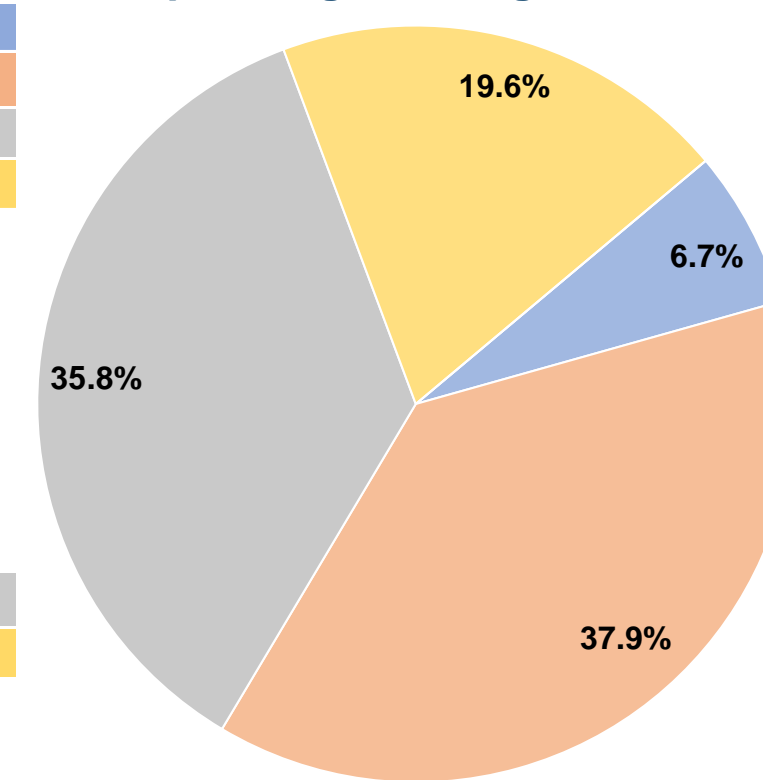
Sources of Operating Funds Expended

Fare Revenues	\$9,861	6.7%
Local Funds	\$55,425	37.9%
State Funds	\$52,266	35.8%
Federal Assistance	\$28,607	19.6%
Other Funds	\$0	0.0%
Total Operating Funds Expended	\$146,159	100.0%

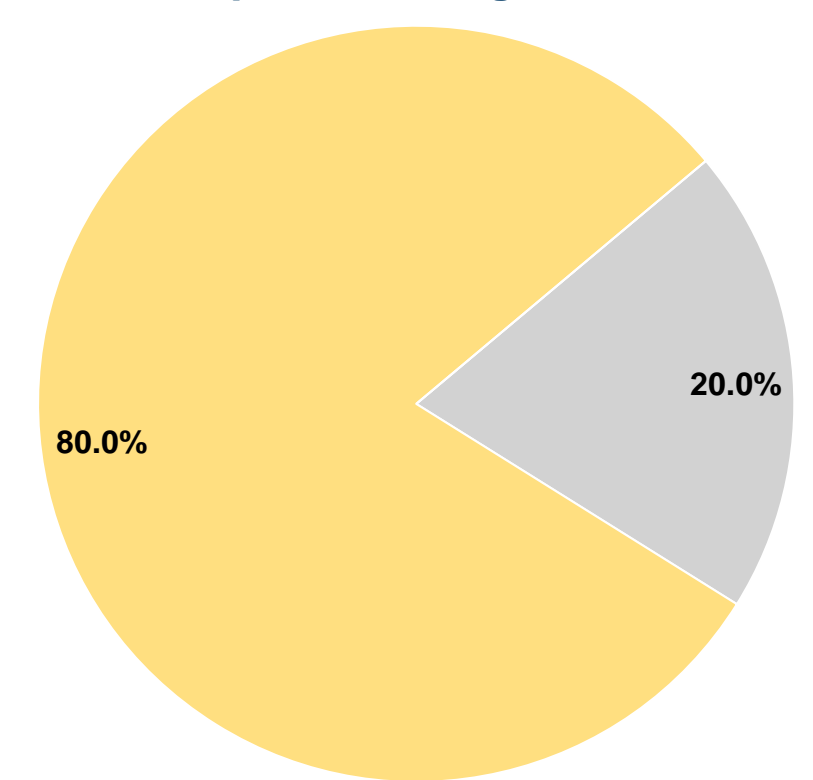
Sources of Capital Funds Expended

Fare Revenues	\$0	0.0%
Local Funds	\$0	0.0%
State Funds	\$38,409	20.0%
Federal Assistance	\$153,636	80.0%
Other Funds	\$0	0.0%
Total Capital Funds Expended	\$192,045	100.0%

Operating Funding Sources



Capital Funding Sources



Modal Characteristics

Operation Characteristics

Vehicles Operated at Maximum Service

Mode	Directly Operated	Purchased Transportation	Operating Expenses	Fare Revenues	Uses of Capital Funds	Annual Unlinked Trips	Annual Vehicle Revenue Miles	Annual Vehicle Revenue Hours
Demand Response	-	2	\$146,159	\$9,861	\$192,045	6,128	31,257	2,746
Total	-	2	\$146,159	\$9,861	\$192,045	6,128	31,257	2,746

Performance Measures

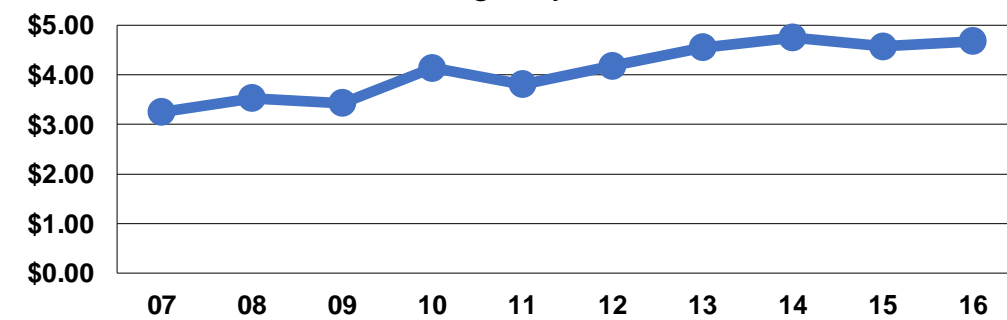
Service Efficiency

Mode	Operating Expenses per Vehicle Revenue Mile	Operating Expenses per Vehicle Revenue Hour
Demand Response	\$4.68	\$53.23
Total	\$4.68	\$53.23

Service Effectiveness

Mode	Operating Expenses per Unlinked Passenger Trip	Unlinked Trips per Vehicle Revenue Mile	Unlinked Trips per Vehicle Revenue Hour
Demand Response	\$23.85	0.2	2.2
Total	\$23.85	0.2	2.2

Operating Expense per Vehicle Revenue Mile: Agency Total



Unlinked Passenger Trips per Vehicle Revenue Mile: Agency Total

