

# Charlevoix County Public Transportation

2016 Annual Agency Profile

Administrator: Ms. Sharon Edgar

## General Information

### Service Consumption

101,880 Annual Unlinked Trips (UPT)

### Service Supplied

507,218 Annual Vehicle Revenue Miles (VRM)

29,905 Annual Vehicle Revenue Hours (VRH)

### Summary of Operating Expenses (OE)

\$1,562,600 Total Operating Expenses

### Database Information

NTDID: 5R03-50313

Reporter Type: Rural General Public Transit

## Financial Information

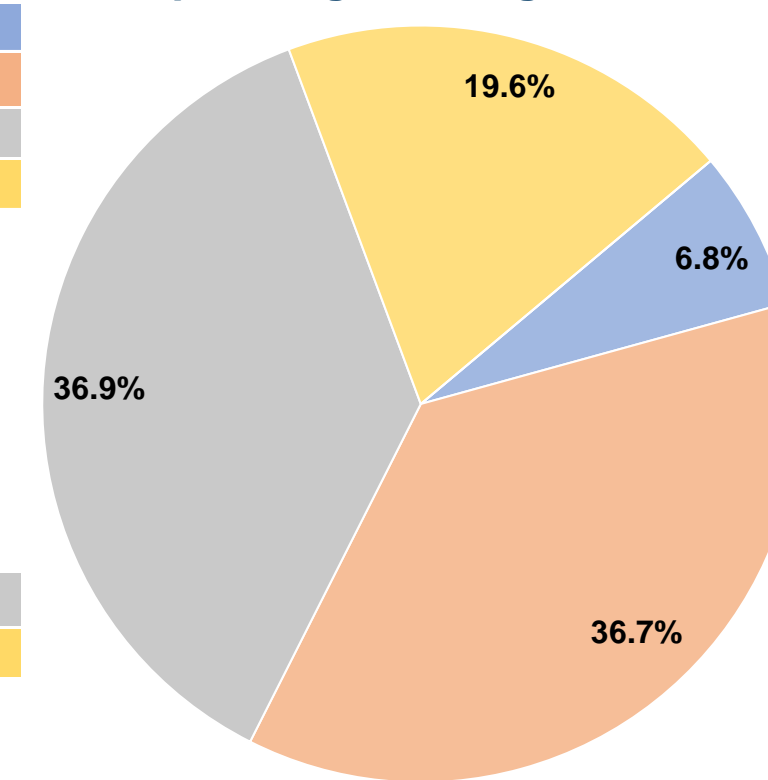
### Sources of Operating Funds Expended

Fare Revenues	\$106,721	6.8%
Local Funds	\$573,921	36.7%
State Funds	\$576,301	36.9%
Federal Assistance	\$305,657	19.6%
Other Funds	\$0	0.0%
<b>Total Operating Funds Expended</b>	<b>\$1,562,600</b>	<b>100.0%</b>

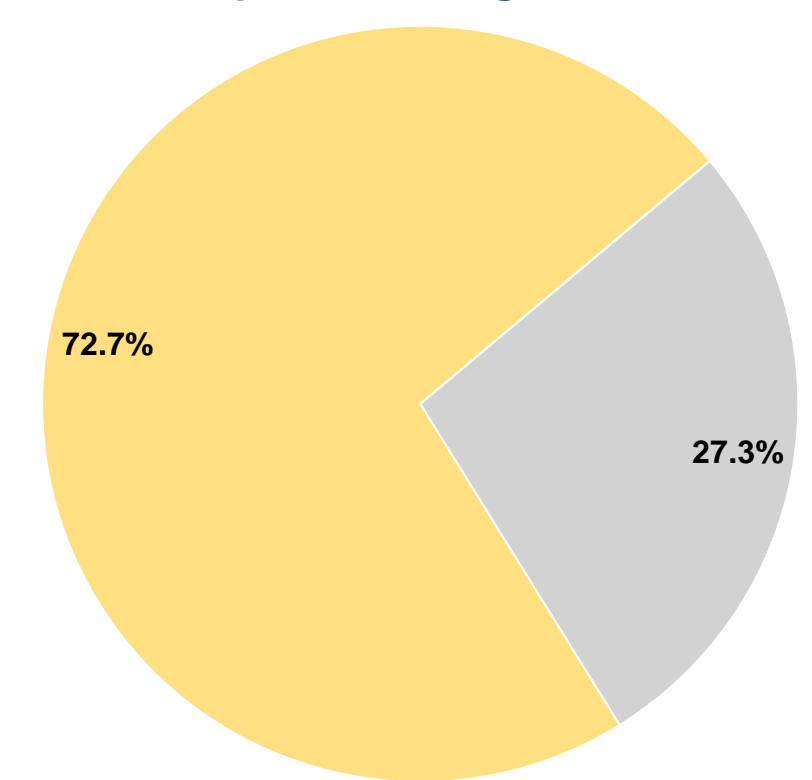
### Sources of Capital Funds Expended

Fare Revenues	\$0	0.0%
Local Funds	\$0	0.0%
State Funds	\$48,610	27.3%
Federal Assistance	\$129,651	72.7%
Other Funds	\$0	0.0%
<b>Total Capital Funds Expended</b>	<b>\$178,261</b>	<b>100.0%</b>

### Operating Funding Sources



### Capital Funding Sources



## Modal Characteristics

### Operation Characteristics

#### Vehicles Operated at Maximum Service

Mode	Directly Operated	Purchased Transportation	Operating Expenses	Fare Revenues	Uses of Capital Funds	Annual Unlinked Trips	Annual Vehicle Revenue Miles	Annual Vehicle Revenue Hours
Demand Response	17	-	\$1,562,600	\$106,721	\$178,261	101,880	507,218	29,905
<b>Total</b>	<b>17</b>	<b>-</b>	<b>\$1,562,600</b>	<b>\$106,721</b>	<b>\$178,261</b>	<b>101,880</b>	<b>507,218</b>	<b>29,905</b>

### Performance Measures

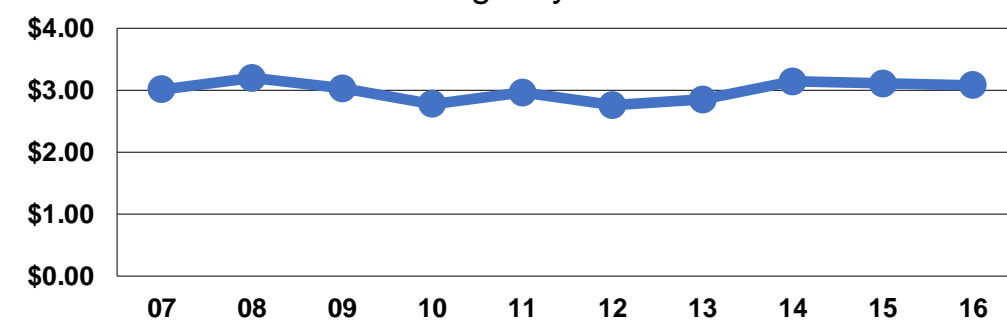
#### Service Efficiency

Mode	Operating Expenses per Vehicle Revenue Mile	Operating Expenses per Vehicle Revenue Hour
Demand Response	\$3.08	\$52.25
<b>Total</b>	<b>\$3.08</b>	<b>\$52.25</b>

#### Service Effectiveness

Mode	Operating Expenses per Unlinked Passenger Trip	Unlinked Trips per Vehicle Revenue Mile	Unlinked Trips per Vehicle Revenue Hour
Demand Response	\$15.34	0.2	3.4
<b>Total</b>	<b>\$15.34</b>	<b>0.2</b>	<b>3.4</b>

Operating Expense per Vehicle Revenue Mile: Agency Total



Unlinked Passenger Trips per Vehicle Revenue Mile: Agency Total

