

Allegan County Transportation Services

2016 Annual Agency Profile

Administrator: Ms. Sharon Edgar

General Information

Service Consumption

48,273 Annual Unlinked Trips (UPT)

Service Supplied

516,276 Annual Vehicle Revenue Miles (VRM)

21,391 Annual Vehicle Revenue Hours (VRH)

Summary of Operating Expenses (OE)

\$1,098,532 Total Operating Expenses

Database Information

NTDID: 5R03-50456

Reporter Type: Rural General Public Transit

Financial Information

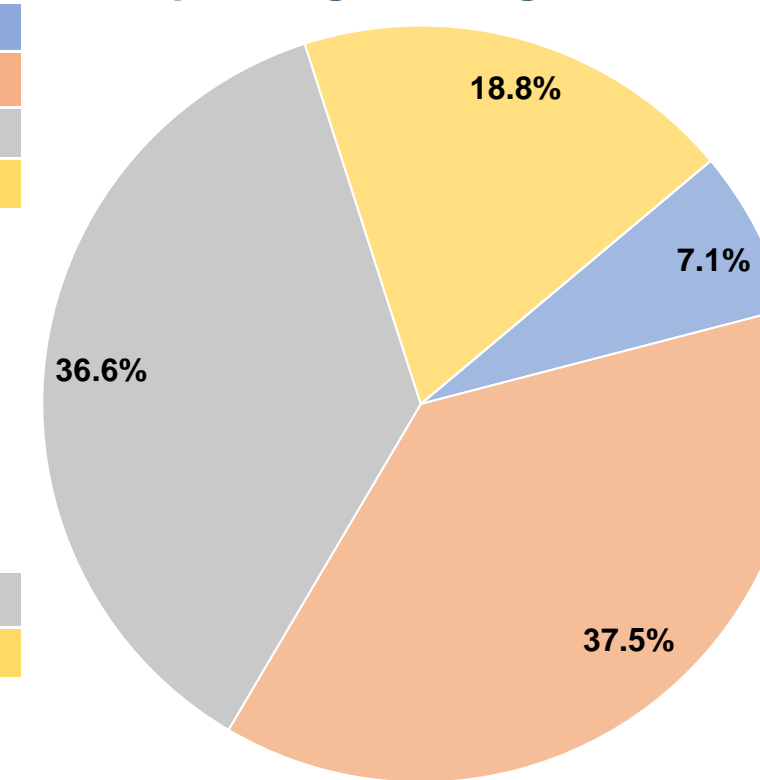
Sources of Operating Funds Expended

Fare Revenues	\$77,569	7.1%
Local Funds	\$412,344	37.5%
State Funds	\$401,548	36.6%
Federal Assistance	\$207,071	18.8%
Other Funds	\$0	0.0%
Total Operating Funds Expended	\$1,098,532	100.0%

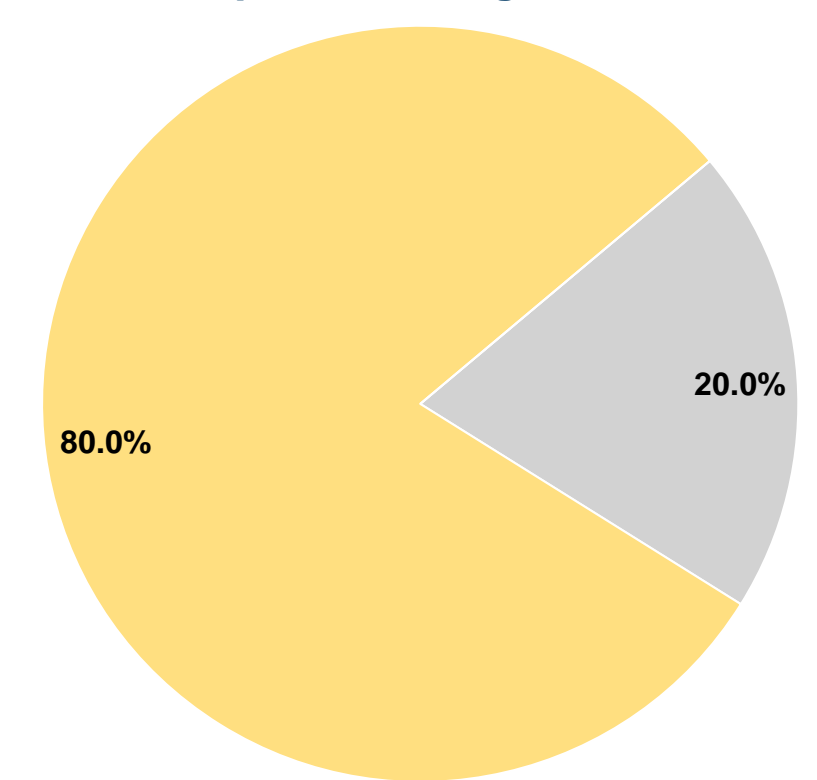
Sources of Capital Funds Expended

Fare Revenues	\$0	0.0%
Local Funds	\$0	0.0%
State Funds	\$27,450	20.0%
Federal Assistance	\$109,804	80.0%
Other Funds	\$0	0.0%
Total Capital Funds Expended	\$137,254	100.0%

Operating Funding Sources



Capital Funding Sources



Modal Characteristics

Operation Characteristics

Vehicles Operated at Maximum Service

Mode	Directly Operated	Purchased Transportation	Operating Expenses	Fare Revenues	Uses of Capital Funds	Annual Unlinked Trips	Annual Vehicle Revenue Miles	Annual Vehicle Revenue Hours
Demand Response	-	24	\$1,098,532	\$77,569	\$137,254	48,273	516,276	21,391
Total	-	24	\$1,098,532	\$77,569	\$137,254	48,273	516,276	21,391

Performance Measures

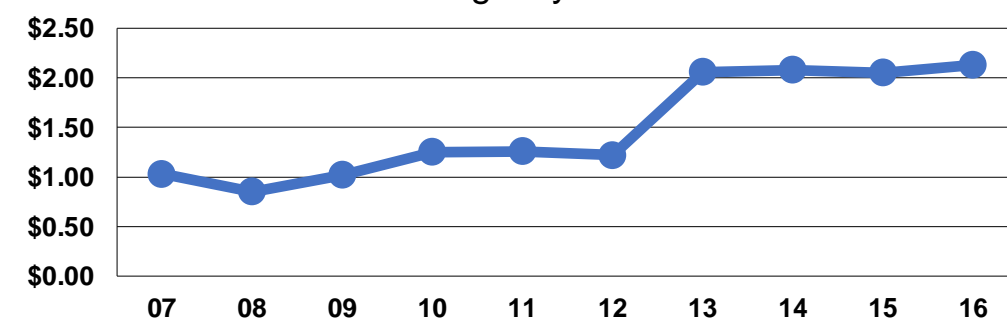
Service Efficiency

Mode	Operating Expenses per Vehicle Revenue Mile	Operating Expenses per Vehicle Revenue Hour
Demand Response	\$2.13	\$51.35
Total	\$2.13	\$51.35

Service Effectiveness

Mode	Operating Expenses per Unlinked Passenger Trip	Unlinked Trips per Vehicle Revenue Mile	Unlinked Trips per Vehicle Revenue Hour
Demand Response	\$22.76	0.1	2.3
Total	\$22.76	0.1	2.3

Operating Expense per Vehicle Revenue Mile: Agency Total



Unlinked Passenger Trips per Vehicle Revenue Mile: Agency Total

