

# Yates Township Transportation System

## 2016 Annual Agency Profile

### General Information

#### Service Consumption

169,838 Annual Unlinked Trips (UPT)

#### Service Supplied

408,733 Annual Vehicle Revenue Miles (VRM)

29,117 Annual Vehicle Revenue Hours (VRH)

#### Summary of Operating Expenses (OE)

\$1,439,259 Total Operating Expenses

#### Database Information

NTDID: 5R03-50476

Reporter Type: Rural General Public Transit

### Financial Information

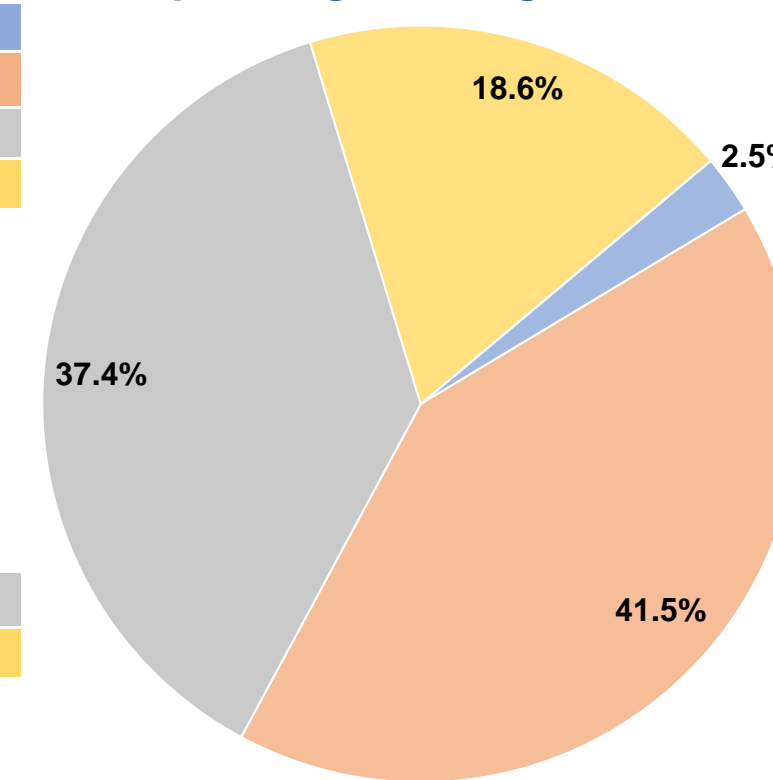
#### Sources of Operating Funds Expended

Fare Revenues	\$36,004	2.5%
Local Funds	\$597,009	41.5%
State Funds	\$538,290	37.4%
Federal Assistance	\$267,956	18.6%
Other Funds	\$0	0.0%
<b>Total Operating Funds Expended</b>	<b>\$1,439,259</b>	<b>100.0%</b>

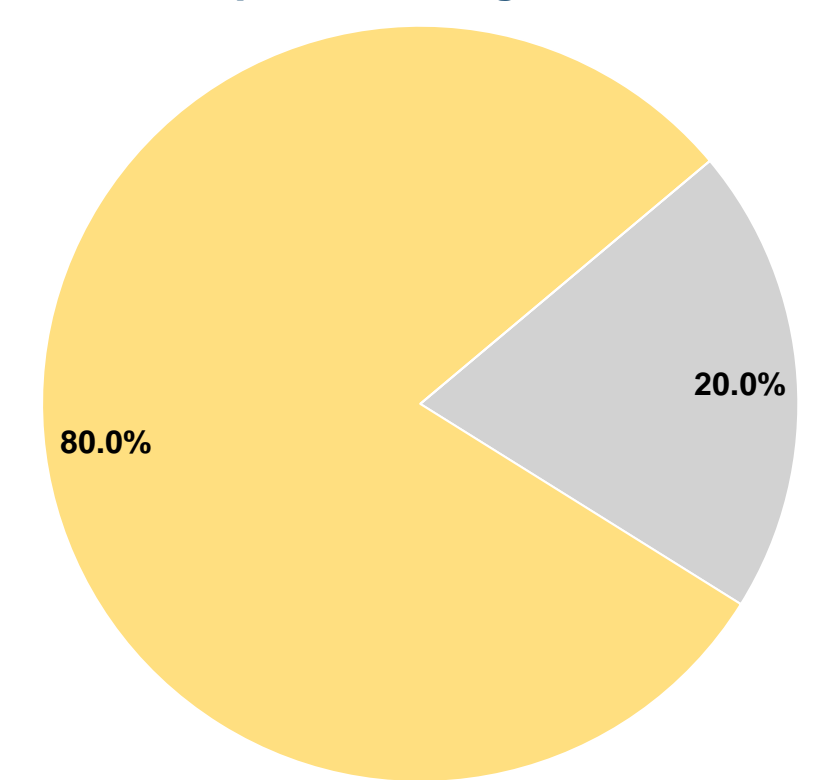
#### Sources of Capital Funds Expended

Fare Revenues	\$0	0.0%
Local Funds	\$0	0.0%
State Funds	\$56,309	20.0%
Federal Assistance	\$225,238	80.0%
Other Funds	\$0	0.0%
<b>Total Capital Funds Expended</b>	<b>\$281,547</b>	<b>100.0%</b>

#### Operating Funding Sources



#### Capital Funding Sources



### Modal Characteristics

#### Operation Characteristics

#### Vehicles Operated at Maximum Service

Mode	Directly Operated	Purchased Transportation	Operating Expenses	Fare Revenues	Uses of Capital Funds	Annual Unlinked Trips	Annual Vehicle Revenue Miles	Annual Vehicle Revenue Hours
Demand Response	20	-	\$1,439,259	\$36,004	\$281,547	169,838	408,733	29,117
<b>Total</b>	<b>20</b>	<b>-</b>	<b>\$1,439,259</b>	<b>\$36,004</b>	<b>\$281,547</b>	<b>169,838</b>	<b>408,733</b>	<b>29,117</b>

#### Performance Measures

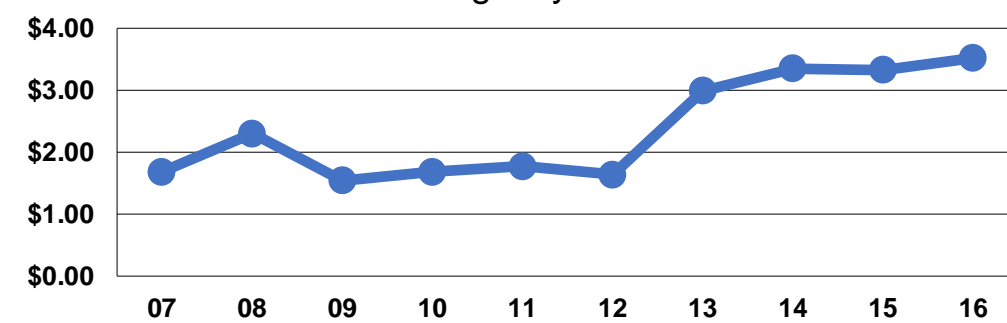
#### Service Efficiency

Mode	Operating Expenses per Vehicle Revenue Mile	Operating Expenses per Vehicle Revenue Hour
Demand Response	\$3.52	\$49.43
<b>Total</b>	<b>\$3.52</b>	<b>\$49.43</b>

#### Service Effectiveness

Mode	Operating Expenses per Unlinked Passenger Trip	Unlinked Trips per Vehicle Revenue Mile	Unlinked Trips per Vehicle Revenue Hour
Demand Response	\$8.47	0.4	5.8
<b>Total</b>	<b>\$8.47</b>	<b>0.4</b>	<b>5.8</b>

Operating Expense per Vehicle Revenue Mile: Agency Total



Unlinked Passenger Trips per Vehicle Revenue Mile: Agency Total

