

# Dowagiac Dial-A-Ride

2016 Annual Agency Profile

P.O. Box 430  
Dowagiac, MI 49047

Administrator: Ms. Sharon Edgar

## General Information

### Service Consumption

22,865 Annual Unlinked Trips (UPT)

### Service Supplied

59,180 Annual Vehicle Revenue Miles (VRM)

4,488 Annual Vehicle Revenue Hours (VRH)

### Summary of Operating Expenses (OE)

\$213,564 Total Operating Expenses

### Database Information

NTDID: 5R03-50494

Reporter Type: Rural General Public Transit

## Financial Information

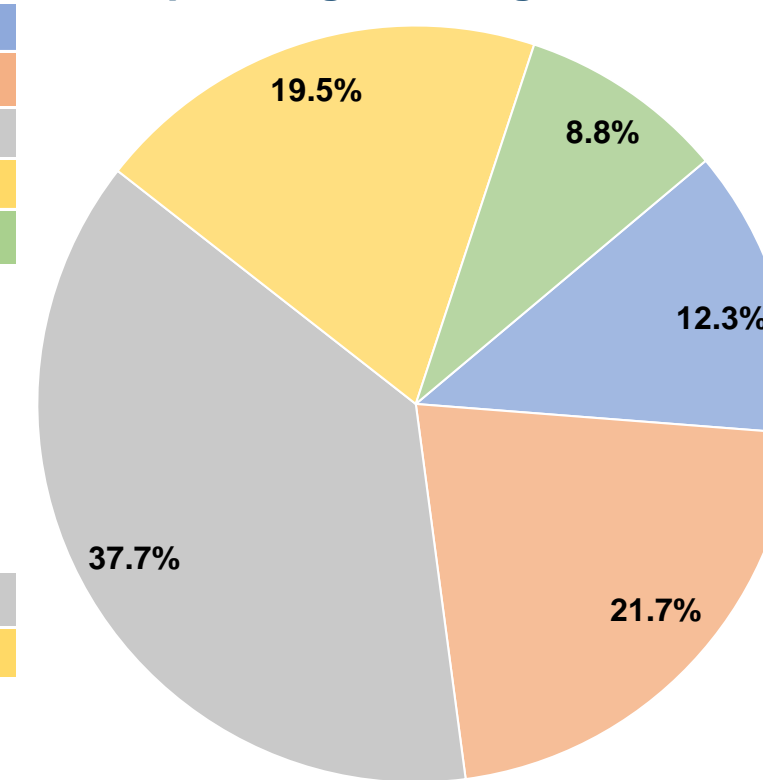
### Sources of Operating Funds Expended

Fare Revenues	\$26,359	12.3%
Local Funds	\$46,267	21.7%
State Funds	\$80,446	37.7%
Federal Assistance	\$41,649	19.5%
Other Funds	\$18,843	8.8%
<b>Total Operating Funds Expended</b>	<b>\$213,564</b>	<b>100.0%</b>

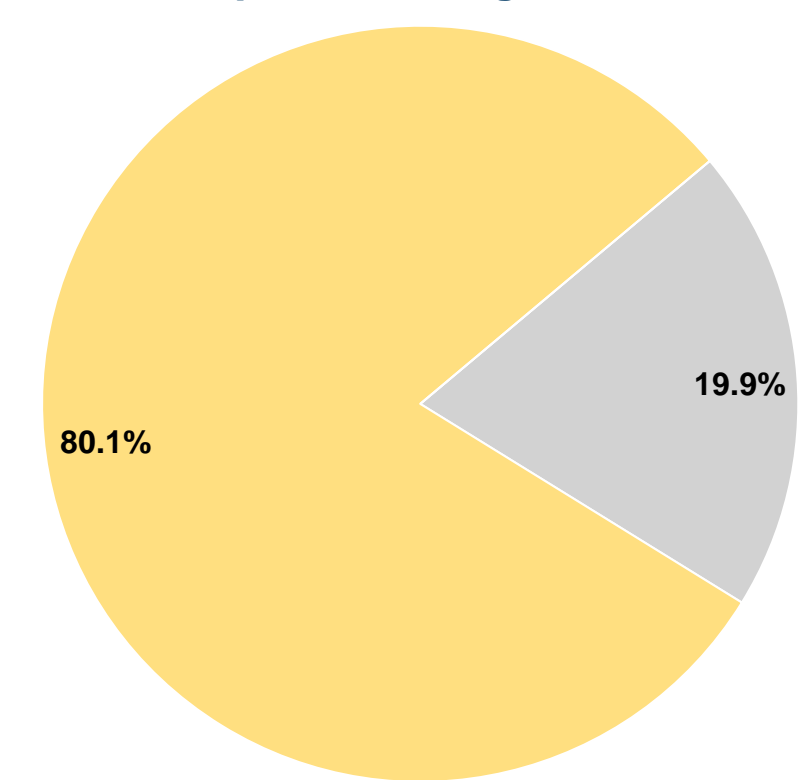
### Sources of Capital Funds Expended

Fare Revenues	\$0	0.0%
Local Funds	\$0	0.0%
State Funds	\$25,805	19.9%
Federal Assistance	\$103,733	80.1%
Other Funds	\$0	0.0%
<b>Total Capital Funds Expended</b>	<b>\$129,538</b>	<b>100.0%</b>

### Operating Funding Sources



### Capital Funding Sources



## Modal Characteristics

### Operation Characteristics

#### Vehicles Operated at Maximum Service

Mode	Directly Operated	Purchased Transportation	Operating Expenses	Fare Revenues	Uses of Capital Funds	Annual Unlinked Trips	Annual Vehicle Revenue Miles	Annual Vehicle Revenue Hours
Demand Response	-	2	\$213,564	\$26,359	\$129,538	22,865	59,180	4,488
<b>Total</b>	<b>-</b>	<b>2</b>	<b>\$213,564</b>	<b>\$26,359</b>	<b>\$129,538</b>	<b>22,865</b>	<b>59,180</b>	<b>4,488</b>

### Performance Measures

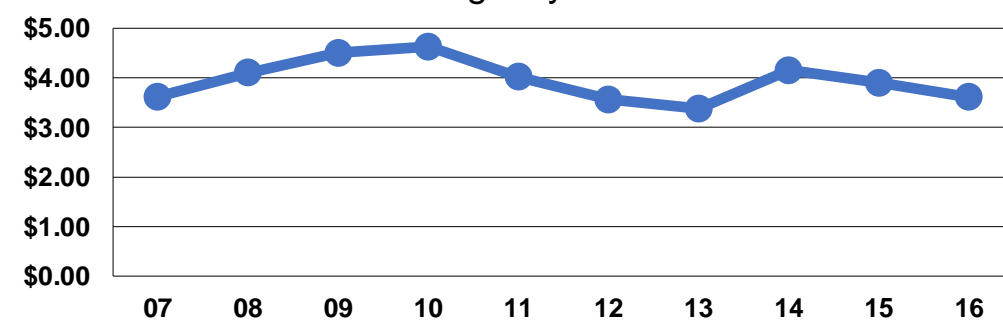
#### Service Efficiency

Mode	Operating Expenses per Vehicle Revenue Mile	Operating Expenses per Vehicle Revenue Hour
Demand Response	\$3.61	\$47.59
<b>Total</b>	<b>\$3.61</b>	<b>\$47.59</b>

#### Service Effectiveness

Mode	Operating Expenses per Unlinked Passenger Trip	Unlinked Trips per Vehicle Revenue Mile	Unlinked Trips per Vehicle Revenue Hour
Demand Response	\$9.34	0.4	5.1
<b>Total</b>	<b>\$9.34</b>	<b>0.4</b>	<b>5.1</b>

Operating Expense per Vehicle Revenue Mile: Agency Total



Unlinked Passenger Trips per Vehicle Revenue Mile: Agency Total

