

**General Information**

**Financial Information**

**Service Consumption**

13,417 Annual Unlinked Trips (UPT)

**Service Supplied**

76,059 Annual Vehicle Revenue Miles (VRM)

5,813 Annual Vehicle Revenue Hours (VRH)

**Summary of Operating Expenses (OE)**

\$154,909 Total Operating Expenses

**Database Information**

NTDID: 5R03-55321

Reporter Type: Rural General Public Transit

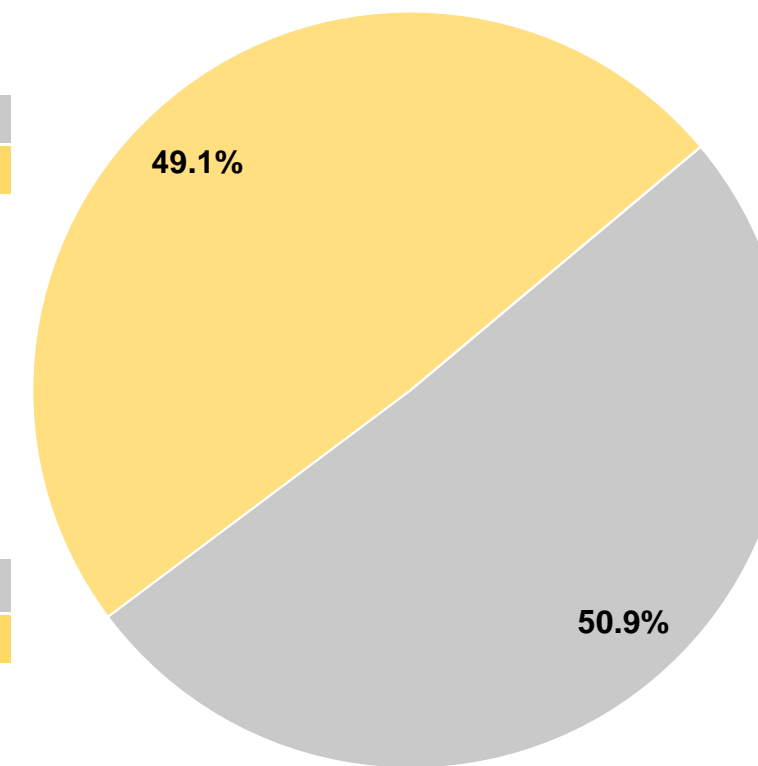
**Sources of Operating Funds Expended**

Fare Revenues	\$0	0.0%
Local Funds	\$0	0.0%
State Funds	\$78,817	50.9%
Federal Assistance	\$76,092	49.1%
Other Funds	\$0	0.0%
<b>Total Operating Funds Expended</b>	<b>\$154,909</b>	<b>100.0%</b>

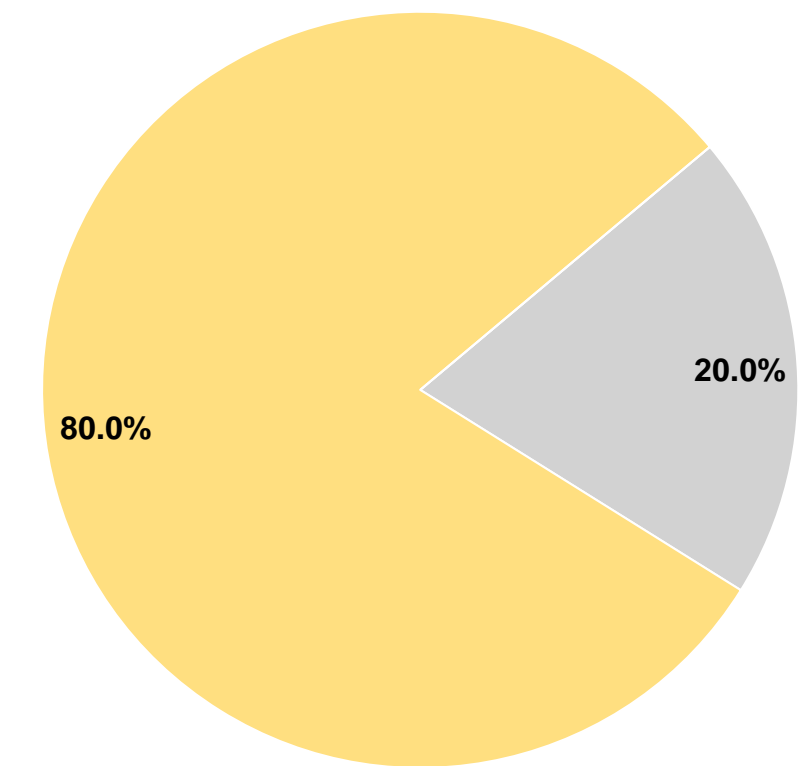
**Sources of Capital Funds Expended**

Fare Revenues	\$0	0.0%
Local Funds	\$0	0.0%
State Funds	\$13,107	20.0%
Federal Assistance	\$52,427	80.0%
Other Funds	\$0	0.0%
<b>Total Capital Funds Expended</b>	<b>\$65,534</b>	<b>100.0%</b>

**Operating Funding Sources**



**Capital Funding Sources**



**Modal Characteristics**

**Operation Characteristics**

**Vehicles Operated at Maximum Service**

Mode	Directly Operated	Purchased Transportation	Operating Expenses	Fare Revenues	Uses of Capital Funds	Annual Unlinked Trips	Annual Vehicle Revenue Miles	Annual Vehicle Revenue Hours
Demand Response	2	-	\$154,909	\$0	\$65,534	13,417	76,059	5,813
<b>Total</b>	<b>2</b>	<b>-</b>	<b>\$154,909</b>	<b>\$0</b>	<b>\$65,534</b>	<b>13,417</b>	<b>76,059</b>	<b>5,813</b>

**Performance Measures**


**Service Efficiency**

Mode	Operating Expenses per Vehicle Revenue Mile	Operating Expenses per Vehicle Revenue Hour
Demand Response	\$2.04	\$26.65
<b>Total</b>	<b>\$2.04</b>	<b>\$26.65</b>

**Service Effectiveness**

Mode	Operating Expenses per Unlinked Passenger Trip	Unlinked Trips per Vehicle Revenue Mile	Unlinked Trips per Vehicle Revenue Hour
Demand Response	\$11.55	0.2	2.3
<b>Total</b>	<b>\$11.55</b>	<b>0.2</b>	<b>2.3</b>

Operating Expense per Vehicle Revenue Mile: Agency Total



Unlinked Passenger Trips per Vehicle Revenue Mile: Agency Total

