

General Information

Financial Information

Service Consumption

3,965 Annual Unlinked Trips (UPT)

Service Supplied

33,351 Annual Vehicle Revenue Miles (VRM)

1,944 Annual Vehicle Revenue Hours (VRH)

Summary of Operating Expenses (OE)

\$119,907 Total Operating Expenses

Database Information

NTDID: 5R04-50267

Reporter Type: Rural General Public Transit

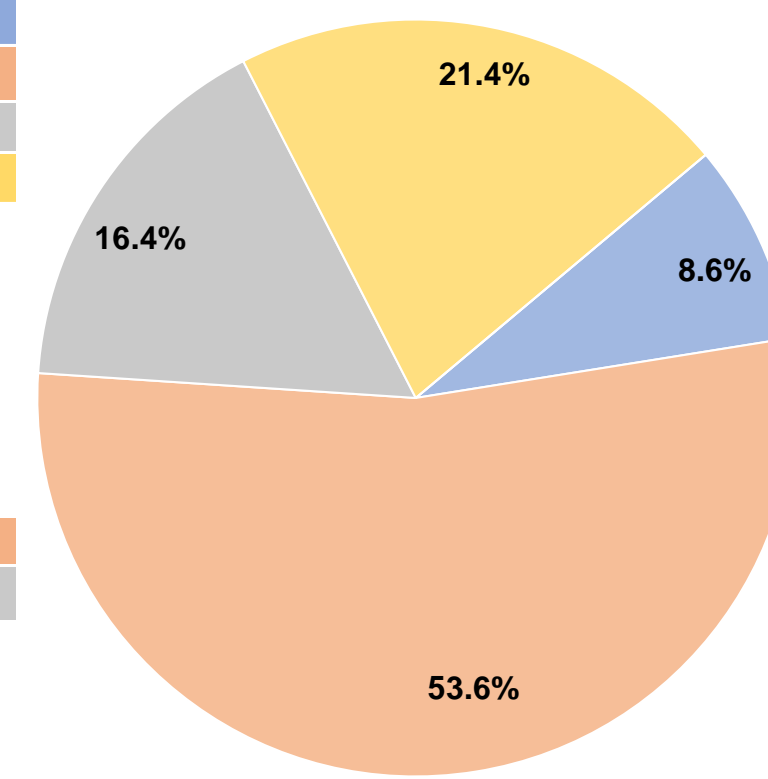
Sources of Operating Funds Expended

Fare Revenues	\$10,292	8.6%
Local Funds	\$64,242	53.6%
State Funds	\$19,687	16.4%
Federal Assistance	\$25,686	21.4%
Other Funds	\$0	0.0%
Total Operating Funds Expended	\$119,907	100.0%

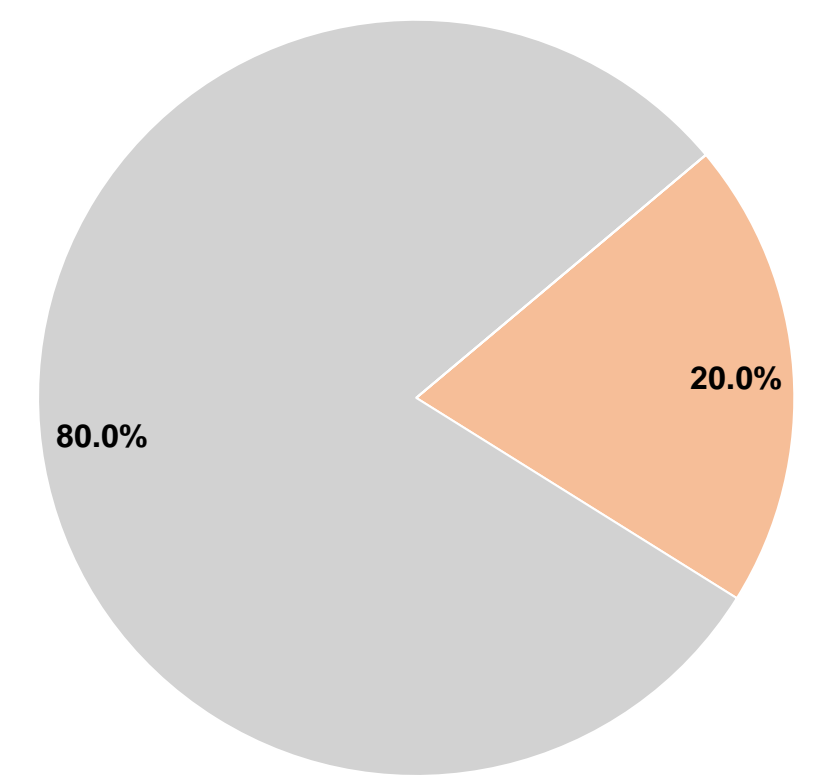
Sources of Capital Funds Expended

Fare Revenues	\$0	0.0%
Local Funds	\$13,755	20.0%
State Funds	\$55,018	80.0%
Federal Assistance	\$0	0.0%
Other Funds	\$0	0.0%
Total Capital Funds Expended	\$68,773	100.0%

Operating Funding Sources



Capital Funding Sources



Modal Characteristics

Operation Characteristics

Vehicles Operated at Maximum Service

Mode	Directly Operated	Purchased Transportation	Operating Expenses	Fare Revenues	Uses of Capital Funds	Annual Unlinked Trips	Annual Vehicle Revenue Miles	Annual Vehicle Revenue Hours
Demand Response	2	-	\$119,907	\$10,292	\$68,773	3,965	33,351	1,944
Total	2	-	\$119,907	\$10,292	\$68,773	3,965	33,351	1,944

Performance Measures

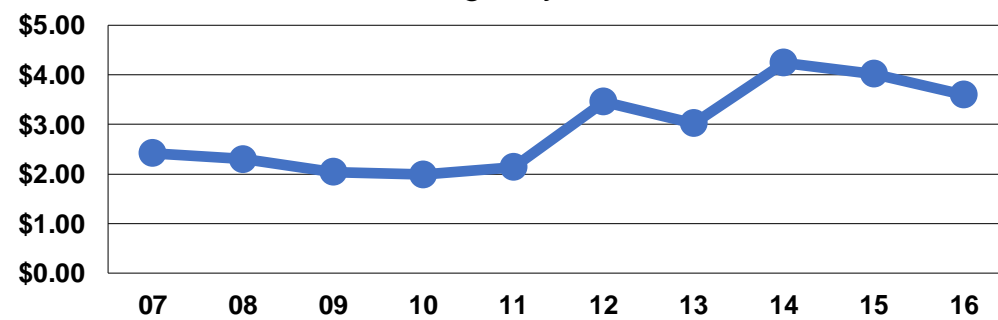
Service Efficiency

Mode	Operating Expenses per Vehicle Revenue Mile	Operating Expenses per Vehicle Revenue Hour
Demand Response	\$3.60	\$61.68
Total	\$3.60	\$61.68

Service Effectiveness

Mode	Operating Expenses per Unlinked Passenger Trip	Unlinked Trips per Vehicle Revenue Mile	Unlinked Trips per Vehicle Revenue Hour
Demand Response	\$30.24	0.1	2.0
Total	\$30.24	0.1	2.0

Operating Expense per Vehicle Revenue Mile: Agency Total



Unlinked Passenger Trips per Vehicle Revenue Mile: Agency Total

