

**General Information**

**Financial Information**

**Service Consumption**

9,088 Annual Unlinked Trips (UPT)

**Service Supplied**

26,247 Annual Vehicle Revenue Miles (VRM)

1,989 Annual Vehicle Revenue Hours (VRH)

**Summary of Operating Expenses (OE)**

\$127,113 Total Operating Expenses

**Database Information**

NTDID: 5R04-50373

Reporter Type: Rural General Public Transit

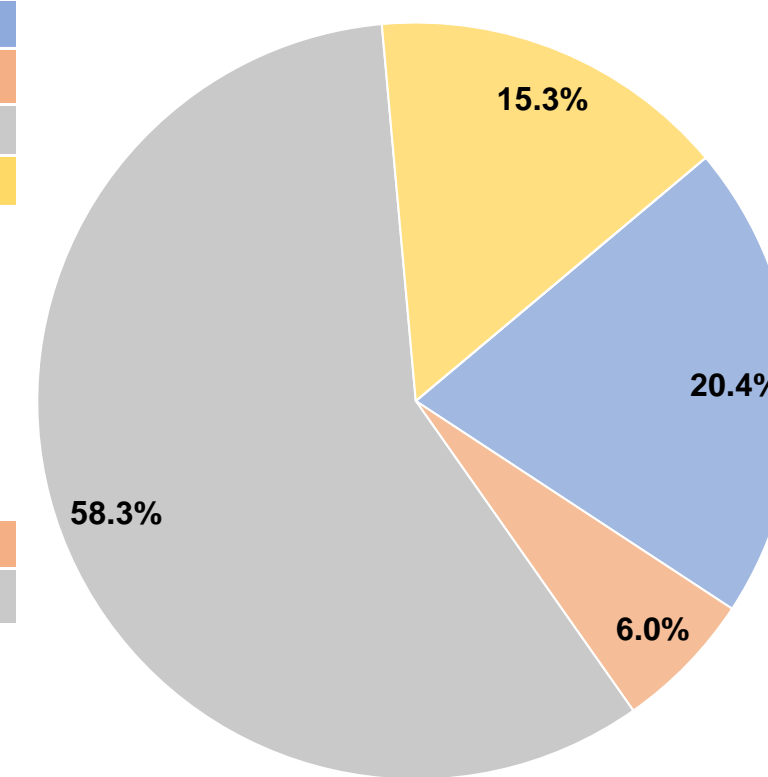
**Sources of Operating Funds Expended**

Fare Revenues	\$25,883	20.4%
Local Funds	\$7,630	6.0%
State Funds	\$74,125	58.3%
Federal Assistance	\$19,475	15.3%
Other Funds	\$0	0.0%
<b>Total Operating Funds Expended</b>	<b>\$127,113</b>	<b>100.0%</b>

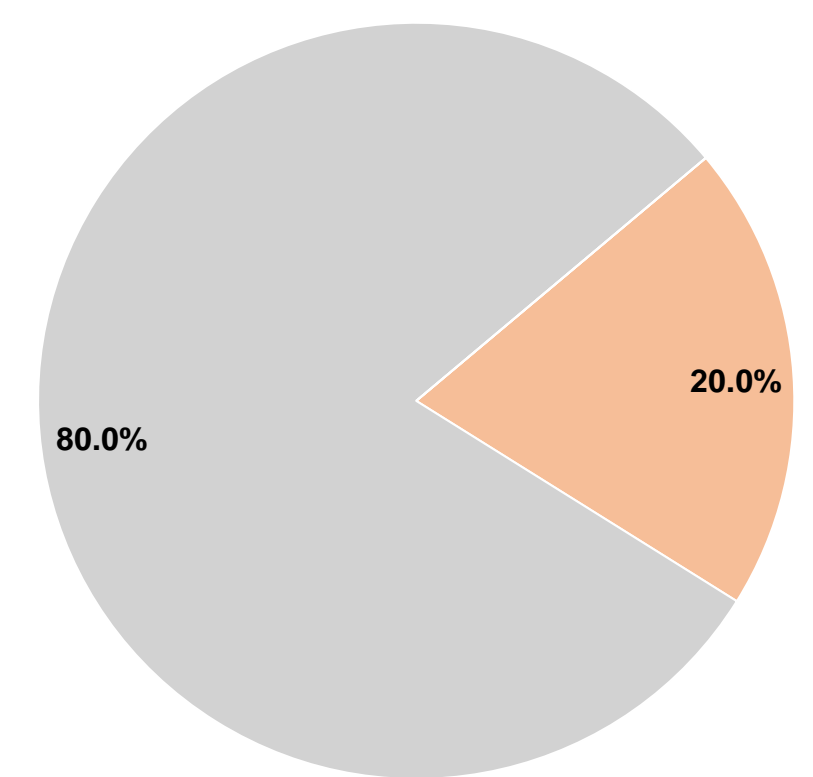
**Sources of Capital Funds Expended**

Fare Revenues	\$0	0.0%
Local Funds	\$13,047	20.0%
State Funds	\$52,186	80.0%
Federal Assistance	\$0	0.0%
Other Funds	\$0	0.0%
<b>Total Capital Funds Expended</b>	<b>\$65,233</b>	<b>100.0%</b>

**Operating Funding Sources**



**Capital Funding Sources**



**Modal Characteristics**

**Operation Characteristics**

**Vehicles Operated at Maximum Service**

Mode	Directly Operated	Purchased Transportation	Operating Expenses	Fare Revenues	Uses of Capital Funds	Annual Unlinked Trips	Annual Vehicle Revenue Miles	Annual Vehicle Revenue Hours
Demand Response	1	-	\$90,453	\$18,418	\$46,420	6,467	18,677	1,415
Bus	1	-	\$36,660	\$7,465	\$18,813	2,621	7,570	574
<b>Total</b>	<b>2</b>	<b>-</b>	<b>\$127,113</b>	<b>\$25,883</b>	<b>\$65,233</b>	<b>9,088</b>	<b>26,247</b>	<b>1,989</b>

**Performance Measures**

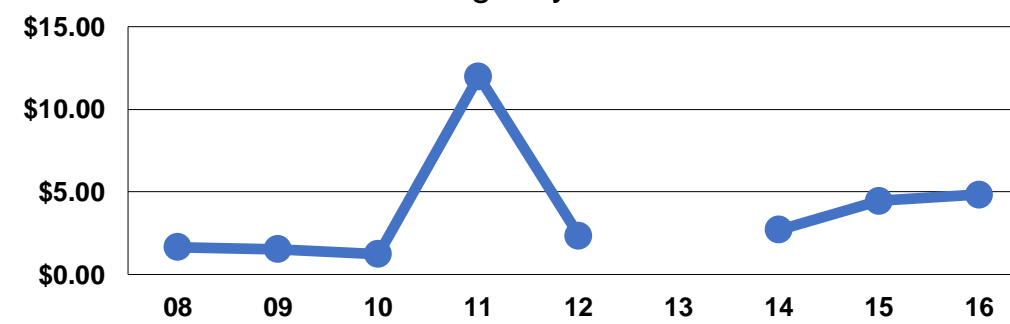
**Service Efficiency**

Mode	Operating Expenses per Vehicle Revenue Mile	Operating Expenses per Vehicle Revenue Hour
Demand Response	\$4.84	\$63.92
Bus	\$4.84	\$63.87
<b>Total</b>	<b>\$4.84</b>	<b>\$63.91</b>

**Service Effectiveness**

Mode	Operating Expenses per Unlinked Passenger Trip	Unlinked Trips per Vehicle Revenue Mile	Unlinked Trips per Vehicle Revenue Hour
Demand Response	\$13.99	0.4	4.6
Bus	\$13.99	0.4	4.6
<b>Total</b>	<b>\$13.99</b>	<b>0.3</b>	<b>4.6</b>

Operating Expense per Vehicle Revenue Mile: Agency Total



Unlinked Passenger Trips per Vehicle Revenue Mile: Agency Total

