

**General Information**

**Financial Information**

**Service Consumption**

4,194 Annual Unlinked Trips (UPT)

**Service Supplied**

45,125 Annual Vehicle Revenue Miles (VRM)

1,841 Annual Vehicle Revenue Hours (VRH)

**Summary of Operating Expenses (OE)**

\$93,349 Total Operating Expenses

**Database Information**

NTDID: 5R04-50378

Reporter Type: Rural General Public Transit

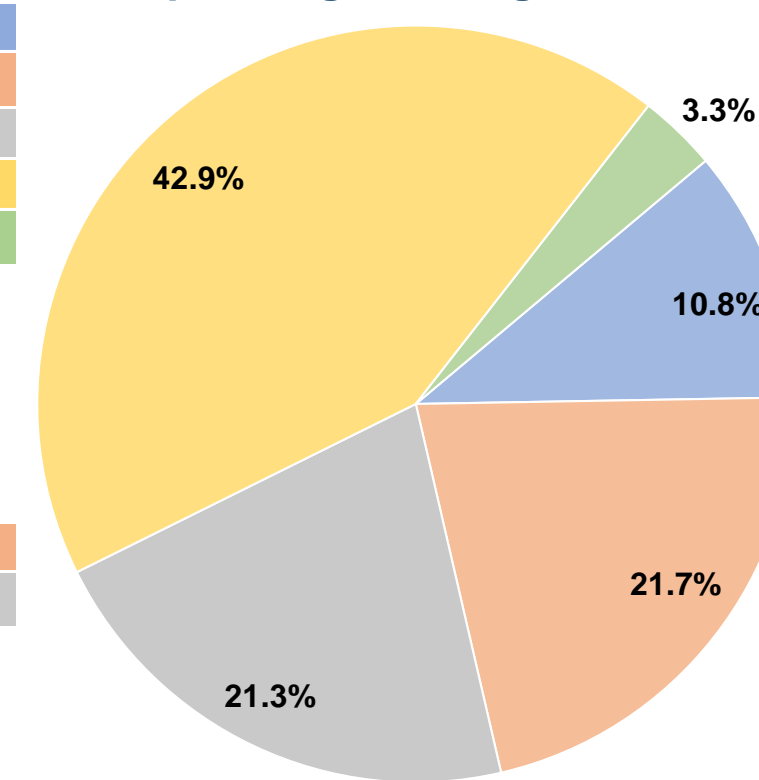
**Sources of Operating Funds Expended**

Fare Revenues	\$10,113	10.8%
Local Funds	\$20,215	21.7%
State Funds	\$19,875	21.3%
Federal Assistance	\$40,026	42.9%
Other Funds	\$3,120	3.3%
<b>Total Operating Funds Expended</b>	<b>\$93,349</b>	<b>100.0%</b>

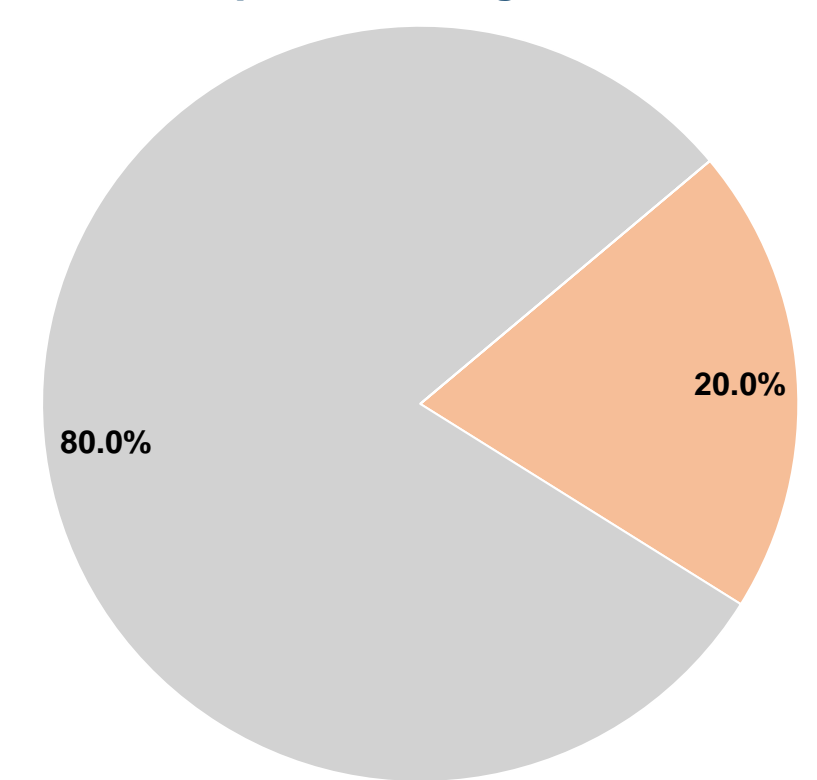
**Sources of Capital Funds Expended**

Fare Revenues	\$0	0.0%
Local Funds	\$13,572	20.0%
State Funds	\$54,286	80.0%
Federal Assistance	\$0	0.0%
Other Funds	\$0	0.0%
<b>Total Capital Funds Expended</b>	<b>\$67,858</b>	<b>100.0%</b>

**Operating Funding Sources**



**Capital Funding Sources**



**Modal Characteristics**

**Operation Characteristics**

**Vehicles Operated at Maximum Service**

Mode	Directly Operated	Purchased Transportation	Operating Expenses	Fare Revenues	Uses of Capital Funds	Annual Unlinked Trips	Annual Vehicle Revenue Miles	Annual Vehicle Revenue Hours
Demand Response	1	-	\$75,053	\$8,131	\$54,558	3,372	36,281	1,480
Bus	1	-	\$18,296	\$1,982	\$13,300	822	8,844	361
<b>Total</b>	<b>2</b>	<b>-</b>	<b>\$93,349</b>	<b>\$10,113</b>	<b>\$67,858</b>	<b>4,194</b>	<b>45,125</b>	<b>1,841</b>

**Performance Measures**

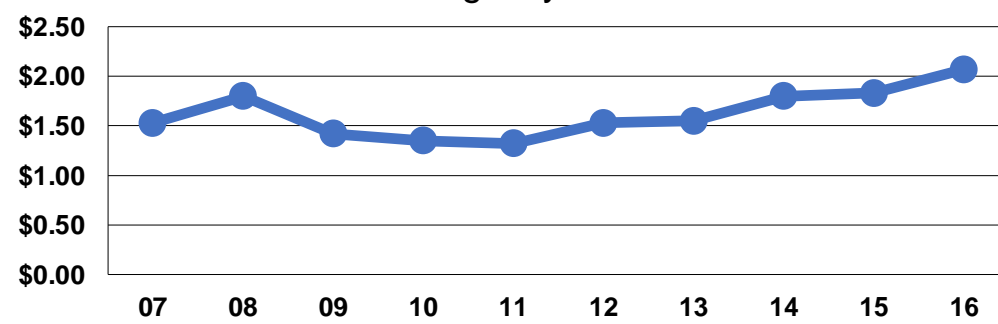
**Service Efficiency**

Mode	Operating Expenses per Vehicle Revenue Mile	Operating Expenses per Vehicle Revenue Hour
Demand Response	\$2.07	\$50.71
Bus	\$2.07	\$50.68
<b>Total</b>	<b>\$2.07</b>	<b>\$50.71</b>

**Service Effectiveness**

Mode	Operating Expenses per Unlinked Passenger Trip	Unlinked Trips per Vehicle Revenue Mile	Unlinked Trips per Vehicle Revenue Hour
Demand Response	\$22.26	0.1	2.3
Bus	\$22.26	0.1	2.3
<b>Total</b>	<b>\$22.26</b>	<b>0.1</b>	<b>2.3</b>

Operating Expense per Vehicle Revenue Mile: Agency Total



Unlinked Passenger Trips per Vehicle Revenue Mile: Agency Total

