

# Brown County Family Services

2016 Annual Agency Profile

## General Information

### Service Consumption

55,092 Annual Unlinked Trips (UPT)

### Service Supplied

156,945 Annual Vehicle Revenue Miles (VRM)

10,703 Annual Vehicle Revenue Hours (VRH)

### Summary of Operating Expenses (OE)

\$659,049 Total Operating Expenses

### Database Information

NTDID: 5R04-50384

Reporter Type: Rural General Public Transit

## Financial Information

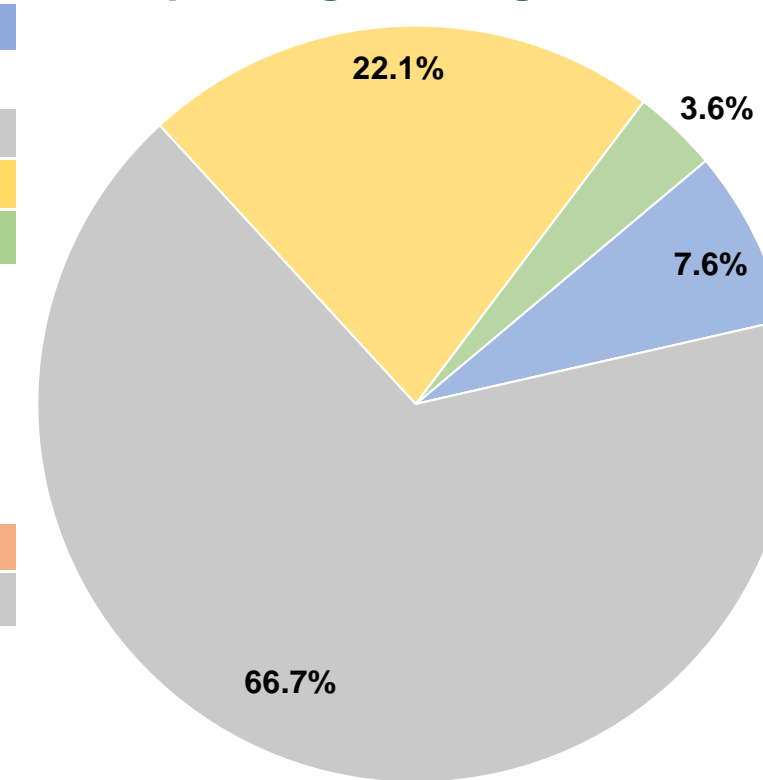
### Sources of Operating Funds Expended

Fare Revenues	\$49,762	7.6%
Local Funds	\$0	0.0%
State Funds	\$439,825	66.7%
Federal Assistance	\$145,683	22.1%
Other Funds	\$23,779	3.6%
<b>Total Operating Funds Expended</b>	<b>\$659,049</b>	<b>100.0%</b>

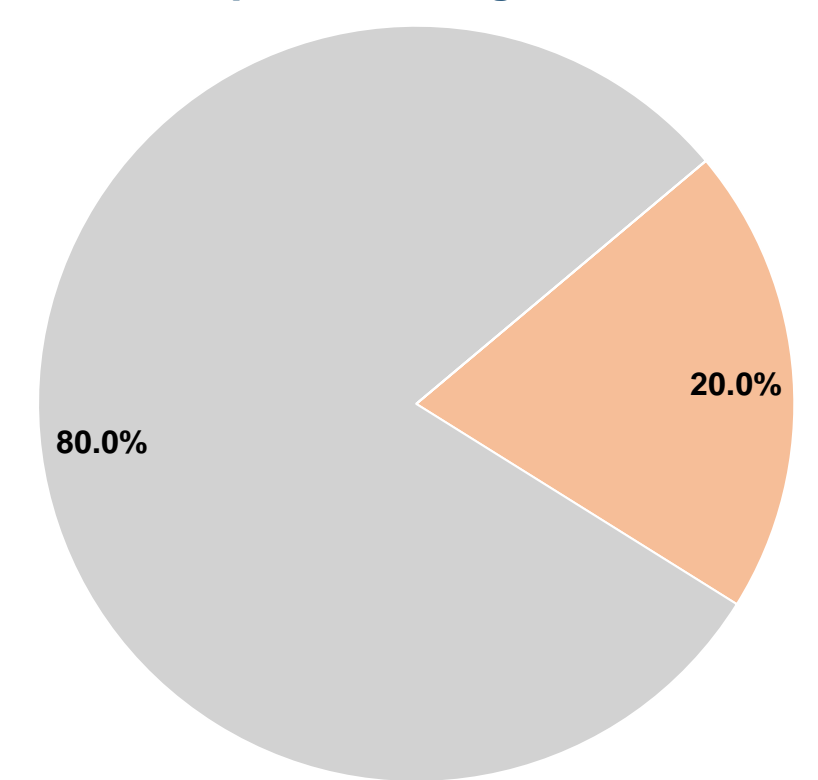
### Sources of Capital Funds Expended

Fare Revenues	\$0	0.0%
Local Funds	\$14,295	20.0%
State Funds	\$57,178	80.0%
Federal Assistance	\$0	0.0%
Other Funds	\$0	0.0%
<b>Total Capital Funds Expended</b>	<b>\$71,473</b>	<b>100.0%</b>

### Operating Funding Sources



### Capital Funding Sources



## Modal Characteristics

### Operation Characteristics

#### Vehicles Operated at Maximum Service

Mode	Directly Operated	Purchased Transportation	Operating Expenses	Fare Revenues	Uses of Capital Funds	Annual Unlinked Trips	Annual Vehicle Revenue Miles	Annual Vehicle Revenue Hours
Demand Response	5	-	\$629,214	\$47,509	\$68,237	52,598	149,840	10,218
Bus	1	-	\$29,835	\$2,253	\$3,236	2,494	7,105	485
<b>Total</b>	<b>6</b>	<b>-</b>	<b>\$659,049</b>	<b>\$49,762</b>	<b>\$71,473</b>	<b>55,092</b>	<b>156,945</b>	<b>10,703</b>

### Performance Measures


#### Service Efficiency

Mode	Operating Expenses per Vehicle Revenue Mile	Operating Expenses per Vehicle Revenue Hour
Demand Response	\$4.20	\$61.58
Bus	\$4.20	\$61.52
<b>Total</b>	<b>\$4.20</b>	<b>\$61.58</b>

#### Service Effectiveness

Mode	Operating Expenses per Unlinked Passenger Trip	Unlinked Trips per Vehicle Revenue Mile	Unlinked Trips per Vehicle Revenue Hour
Demand Response	\$11.96	0.4	5.2
Bus	\$11.96	0.4	5.1
<b>Total</b>	<b>\$11.96</b>	<b>0.4</b>	<b>5.1</b>

Operating Expense per Vehicle Revenue Mile: Agency Total



Unlinked Passenger Trips per Vehicle Revenue Mile: Agency Total

