

General Information

Financial Information

Service Consumption

40,109 Annual Unlinked Trips (UPT)

Service Supplied

41,444 Annual Vehicle Revenue Miles (VRM)

4,897 Annual Vehicle Revenue Hours (VRH)

Summary of Operating Expenses (OE)

\$171,950 Total Operating Expenses

Database Information

NTDID: 5R04-50451

Reporter Type: Rural General Public Transit

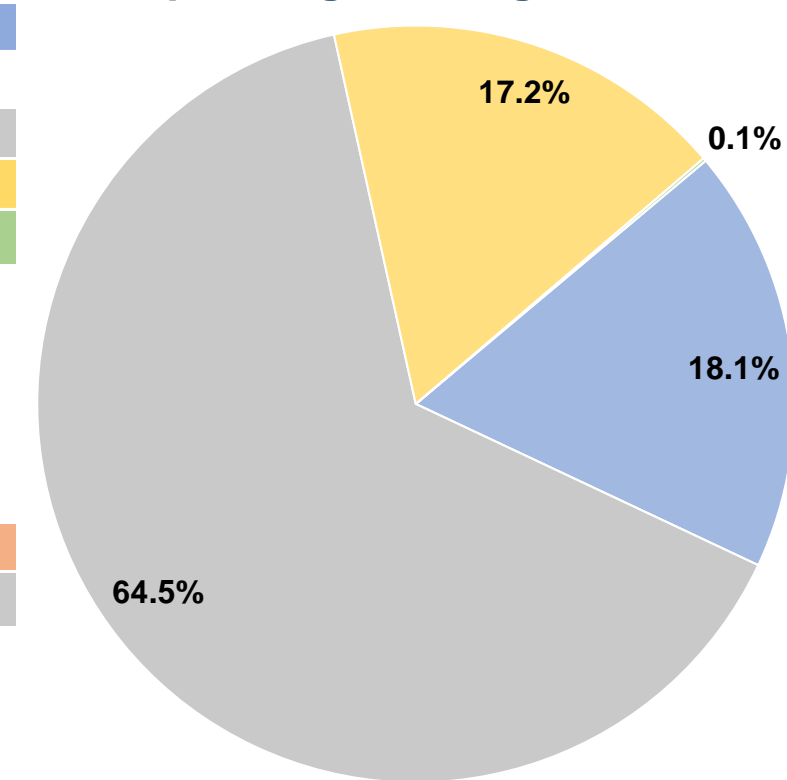
Sources of Operating Funds Expended

Fare Revenues	\$31,150	18.1%
Local Funds	\$0	0.0%
State Funds	\$110,950	64.5%
Federal Assistance	\$29,622	17.2%
Other Funds	\$228	0.1%
Total Operating Funds Expended	\$171,950	100.0%

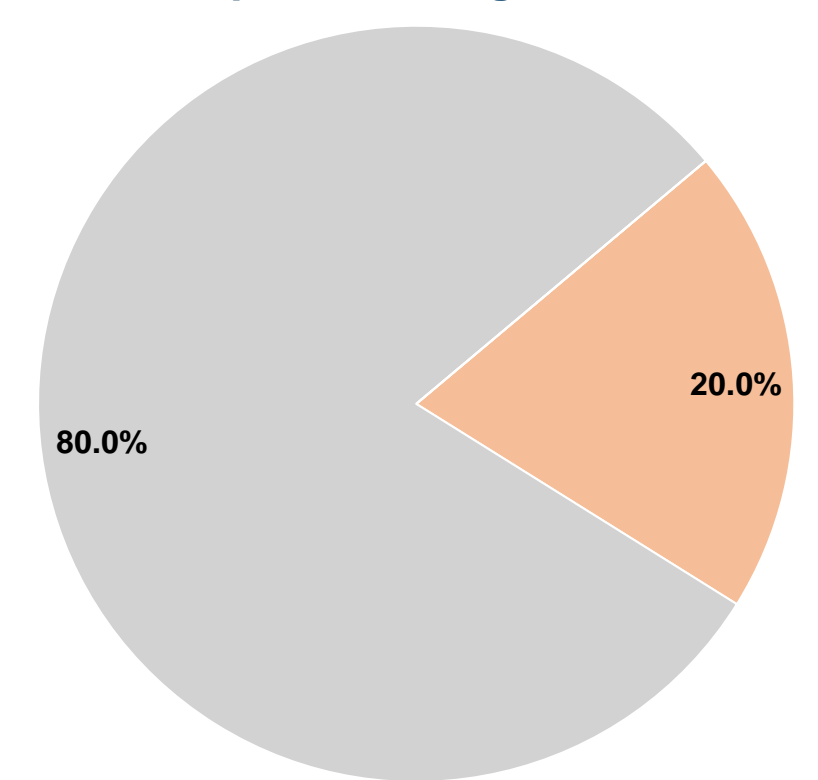
Sources of Capital Funds Expended

Fare Revenues	\$0	0.0%
Local Funds	\$12,855	20.0%
State Funds	\$51,422	80.0%
Federal Assistance	\$0	0.0%
Other Funds	\$0	0.0%
Total Capital Funds Expended	\$64,277	100.0%

Operating Funding Sources



Capital Funding Sources



Modal Characteristics

Operation Characteristics

Vehicles Operated at Maximum Service

Mode	Directly Operated	Purchased Transportation	Operating Expenses	Fare Revenues	Uses of Capital Funds	Annual Unlinked Trips	Annual Vehicle Revenue Miles	Annual Vehicle Revenue Hours
Demand Response	2	-	\$171,950	\$31,150	\$64,277	40,109	41,444	4,897
Total	2	-	\$171,950	\$31,150	\$64,277	40,109	41,444	4,897

Performance Measures

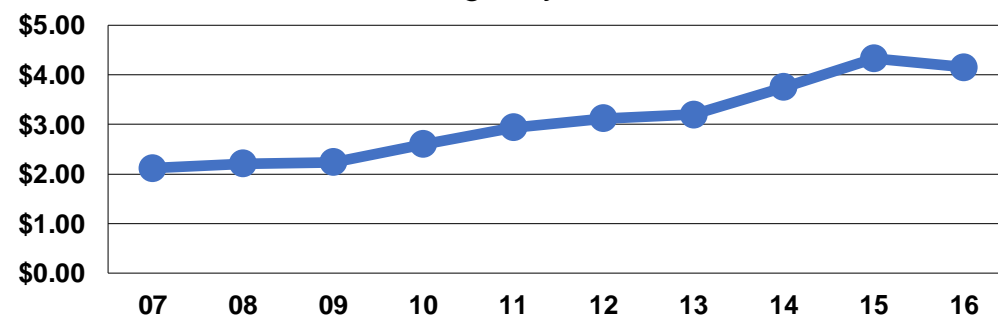
Service Efficiency

Mode	Operating Expenses per Vehicle Revenue Mile	Operating Expenses per Vehicle Revenue Hour
Demand Response	\$4.15	\$35.11
Total	\$4.15	\$35.11

Service Effectiveness

Mode	Operating Expenses per Unlinked Passenger Trip	Unlinked Trips per Vehicle Revenue Mile	Unlinked Trips per Vehicle Revenue Hour
Demand Response	\$4.29	1.0	8.2
Total	\$4.29	1.0	8.2

Operating Expense per Vehicle Revenue Mile: Agency Total



Unlinked Passenger Trips per Vehicle Revenue Mile: Agency Total

