

### General Information

#### Service Consumption

284,208 Annual Unlinked Trips (UPT)

#### Service Supplied

664,052 Annual Vehicle Revenue Miles (VRM)

47,167 Annual Vehicle Revenue Hours (VRH)

#### Summary of Operating Expenses (OE)

\$2,561,962 Total Operating Expenses

#### Database Information

NTDID: 5R04-50510

Reporter Type: Rural General Public Transit

### Financial Information

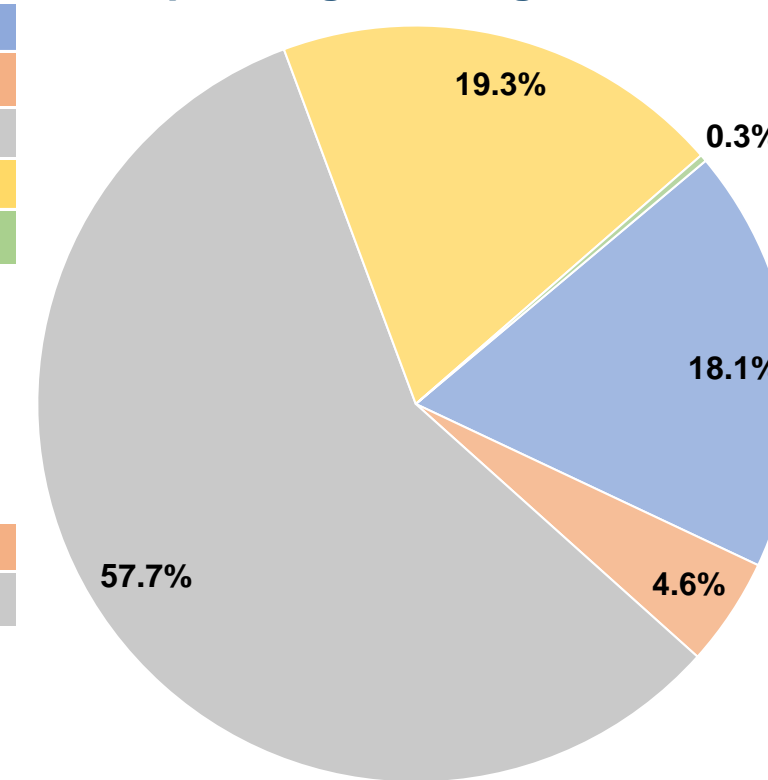
#### Sources of Operating Funds Expended

Fare Revenues	\$464,152	18.1%
Local Funds	\$118,699	4.6%
State Funds	\$1,478,150	57.7%
Federal Assistance	\$493,384	19.3%
Other Funds	\$7,577	0.3%
<b>Total Operating Funds Expended</b>	<b>\$2,561,962</b>	<b>100.0%</b>

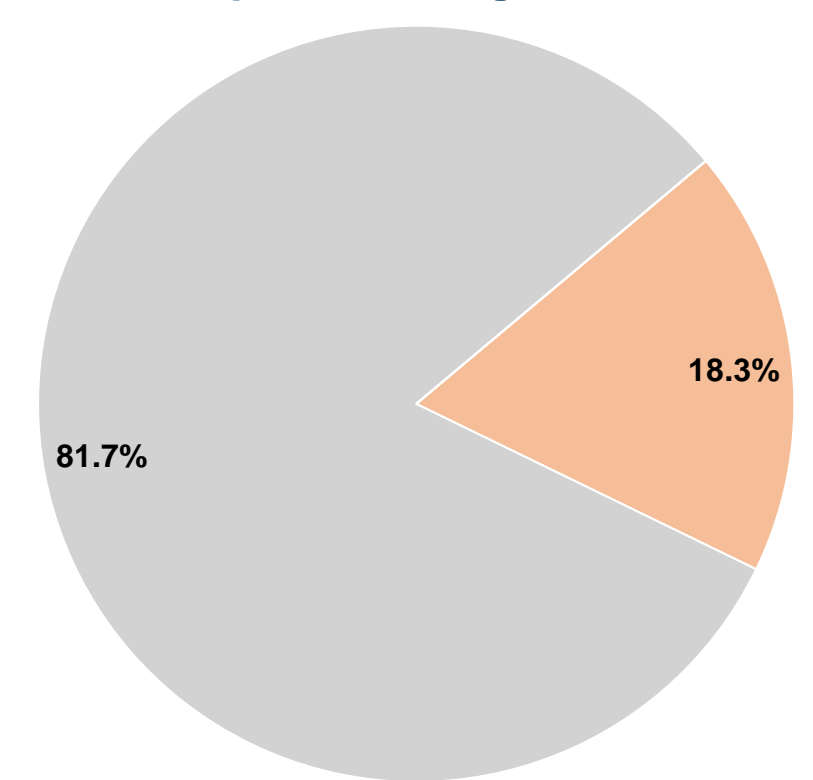
#### Sources of Capital Funds Expended

Fare Revenues	\$0	0.0%
Local Funds	\$47,233	18.3%
State Funds	\$210,600	81.7%
Federal Assistance	\$0	0.0%
Other Funds	\$0	0.0%
<b>Total Capital Funds Expended</b>	<b>\$257,833</b>	<b>100.0%</b>

#### Operating Funding Sources



#### Capital Funding Sources



### Modal Characteristics

#### Operation Characteristics

#### Vehicles Operated at Maximum Service

Mode	Directly Operated	Purchased Transportation	Operating Expenses	Fare Revenues	Uses of Capital Funds	Annual Unlinked Trips	Annual Vehicle Revenue Miles	Annual Vehicle Revenue Hours
Demand Response	9	-	\$907,884	\$164,482	\$91,368	100,715	235,321	16,715
Bus	16	-	\$1,654,078	\$299,670	\$166,465	183,493	428,731	30,452
<b>Total</b>	<b>25</b>	<b>-</b>	<b>\$2,561,962</b>	<b>\$464,152</b>	<b>\$257,833</b>	<b>284,208</b>	<b>664,052</b>	<b>47,167</b>

#### Performance Measures

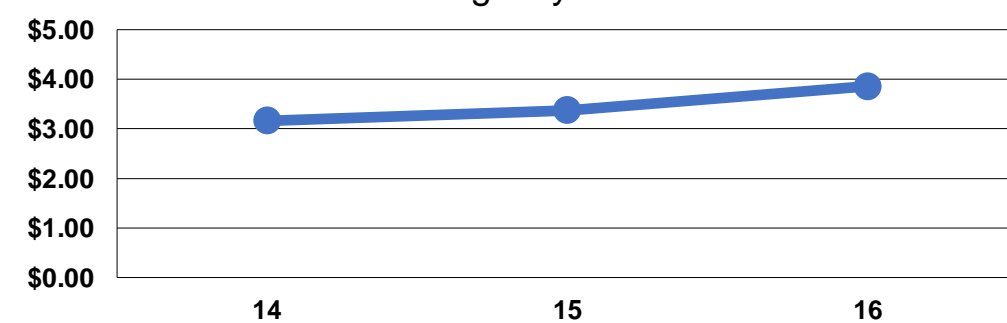
#### Service Efficiency

Mode	Operating Expenses per Vehicle Revenue Mile	Operating Expenses per Vehicle Revenue Hour
Demand Response	\$3.86	\$54.32
Bus	\$3.86	\$54.32
<b>Total</b>	<b>\$3.86</b>	<b>\$54.32</b>

#### Service Effectiveness

Mode	Operating Expenses per Unlinked Passenger Trip	Unlinked Trips per Vehicle Revenue Mile	Unlinked Trips per Vehicle Revenue Hour
Demand Response	\$9.01	0.4	6.0
Bus	\$9.01	0.4	6.0
<b>Total</b>	<b>\$9.01</b>	<b>0.4</b>	<b>6.0</b>

Operating Expense per Vehicle Revenue Mile: Agency Total



Unlinked Passenger Trips per Vehicle Revenue Mile: Agency Total

