

General Information

Financial Information

Service Consumption

22,206 Annual Unlinked Trips (UPT)

Service Supplied

96,651 Annual Vehicle Revenue Miles (VRM)

6,585 Annual Vehicle Revenue Hours (VRH)

Summary of Operating Expenses (OE)

\$308,140 Total Operating Expenses

Database Information

NTDID: 5R04-50512

Reporter Type: Rural General Public Transit

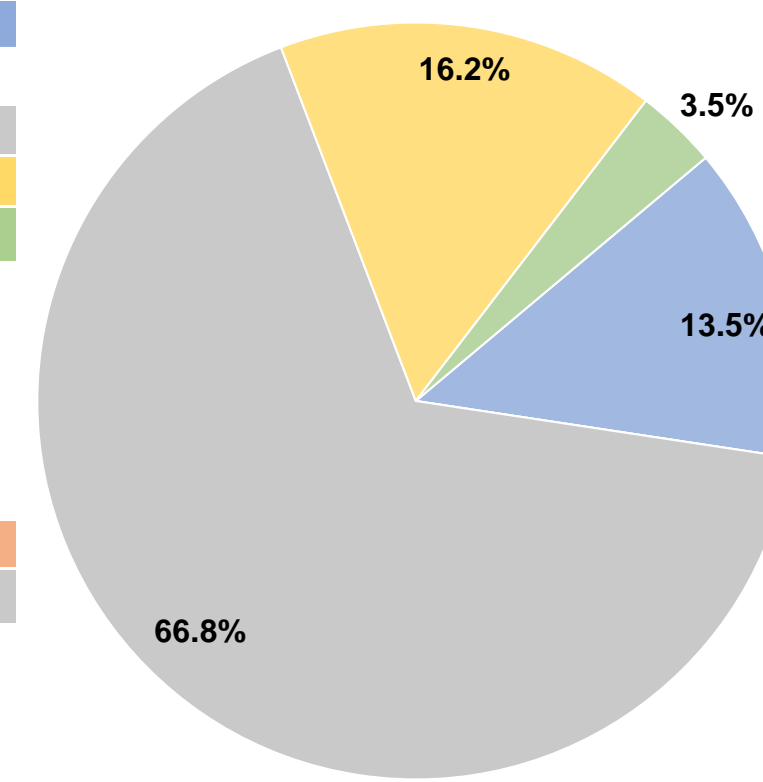
Sources of Operating Funds Expended

Fare Revenues	\$41,604	13.5%
Local Funds	\$0	0.0%
State Funds	\$205,875	66.8%
Federal Assistance	\$49,944	16.2%
Other Funds	\$10,717	3.5%
Total Operating Funds Expended	\$308,140	100.0%

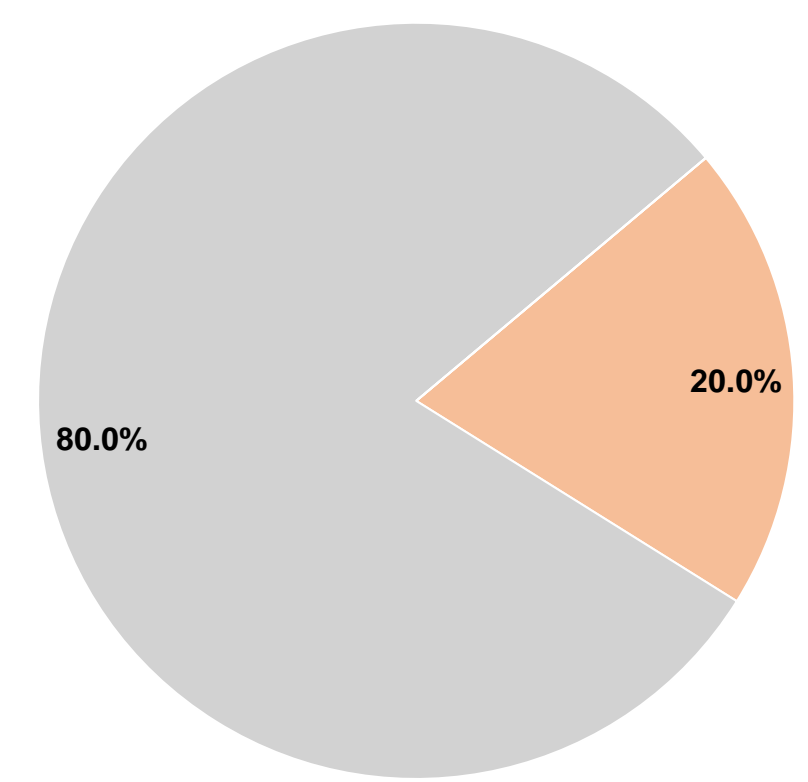
Sources of Capital Funds Expended

Fare Revenues	\$0	0.0%
Local Funds	\$14,202	20.0%
State Funds	\$56,806	80.0%
Federal Assistance	\$0	0.0%
Other Funds	\$0	0.0%
Total Capital Funds Expended	\$71,008	100.0%

Operating Funding Sources



Capital Funding Sources



Modal Characteristics

Operation Characteristics

Vehicles Operated at Maximum Service

Mode	Directly Operated	Purchased Transportation	Operating Expenses	Fare Revenues	Uses of Capital Funds	Annual Unlinked Trips	Annual Vehicle Revenue Miles	Annual Vehicle Revenue Hours
Demand Response	3	-	\$308,140	\$41,604	\$71,008	22,206	96,651	6,585
Total	3	-	\$308,140	\$41,604	\$71,008	22,206	96,651	6,585

Performance Measures


Service Efficiency

Mode	Operating Expenses per Vehicle Revenue Mile	Operating Expenses per Vehicle Revenue Hour
Demand Response	\$3.19	\$46.79
Total	\$3.19	\$46.79

Service Effectiveness

Mode	Operating Expenses per Unlinked Passenger Trip	Unlinked Trips per Vehicle Revenue Mile	Unlinked Trips per Vehicle Revenue Hour
Demand Response	\$13.88	0.2	3.4
Total	\$13.88	0.2	3.4

Operating Expense per Vehicle Revenue Mile: Agency Total



Unlinked Passenger Trips per Vehicle Revenue Mile: Agency Total

