

General Information

Service Consumption

609,964 Annual Unlinked Trips (UPT)

Service Supplied

2,218,173 Annual Vehicle Revenue Miles (VRM)  
 110,465 Annual Vehicle Revenue Hours (VRH)

Summary of Operating Expenses (OE)

\$7,177,601 Total Operating Expenses

Database Information

NTDID: 5R04-50520

Reporter Type: Rural General Public Transit

Financial Information

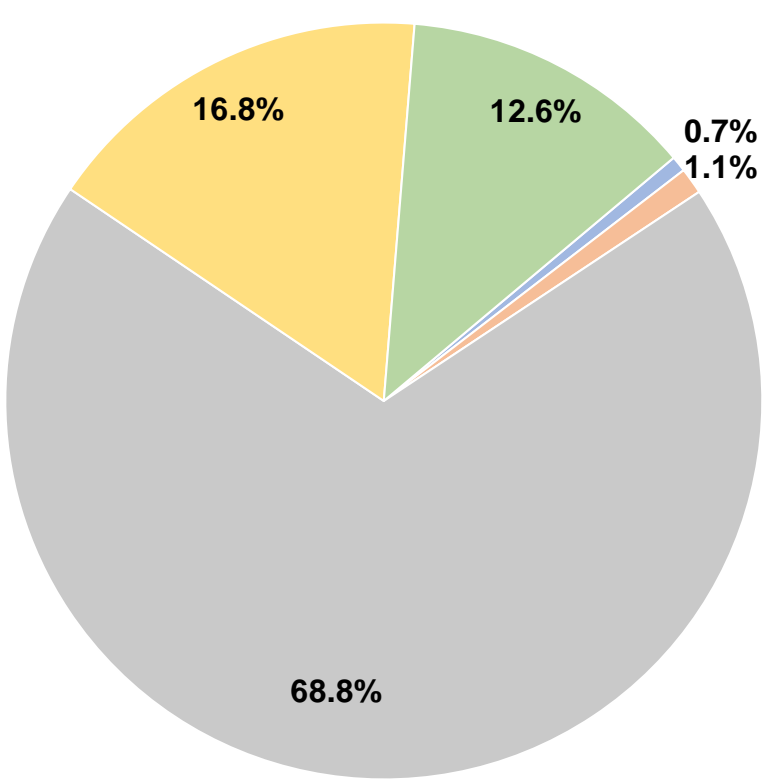
Sources of Operating Funds Expended

Fare Revenues	\$48,041	0.7%
Local Funds	\$80,539	1.1%
State Funds	\$4,936,525	68.8%
Federal Assistance	\$1,208,847	16.8%
Other Funds	\$903,649	12.6%
<b>Total Operating Funds Expended</b>	<b>\$7,177,601</b>	<b>100.0%</b>

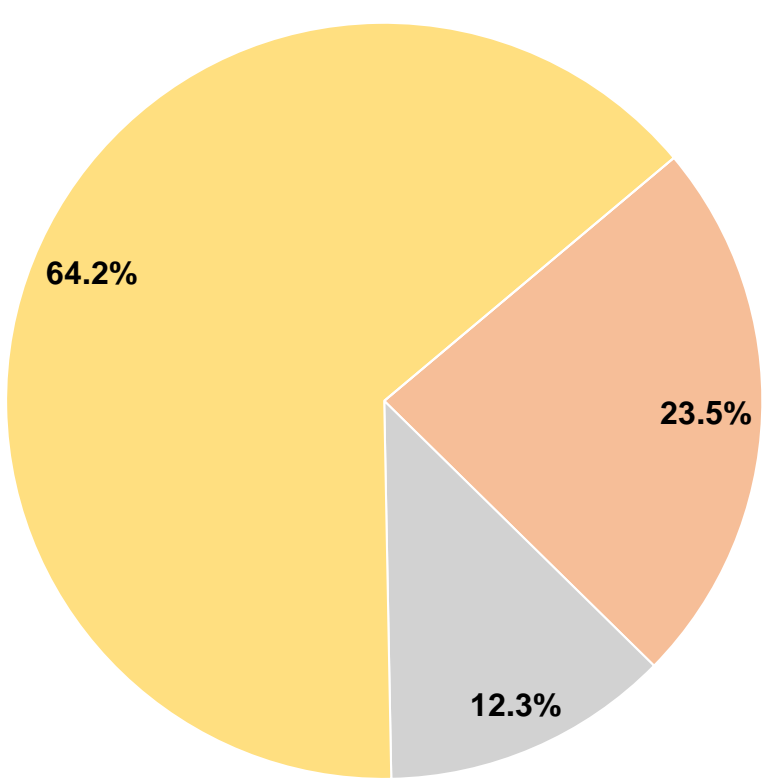
Sources of Capital Funds Expended

Fare Revenues	\$0	0.0%
Local Funds	\$423,756	23.5%
State Funds	\$223,033	12.3%
Federal Assistance	\$1,159,200	64.2%
Other Funds	\$0	0.0%
<b>Total Capital Funds Expended</b>	<b>\$1,805,989</b>	<b>100.0%</b>

Operating Funding Sources



Capital Funding Sources



Modal Characteristics

Operation Characteristics

Vehicles Operated  
at Maximum Service

Mode	Directly Operated	Purchased Transportation	Operating Expenses	Fare Revenues	Uses of Capital Funds	Annual Unlinked Trips	Annual Vehicle Revenue Miles	Annual Vehicle Revenue Hours
Demand Response	27	-	\$2,019,919	\$13,520	\$508,241	192,539	700,180	34,869
Bus	60	-	\$5,157,682	\$34,521	\$1,297,748	417,425	1,517,993	75,596
<b>Total</b>	<b>87</b>	<b>-</b>	<b>\$7,177,601</b>	<b>\$48,041</b>	<b>\$1,805,989</b>	<b>609,964</b>	<b>2,218,173</b>	<b>110,465</b>

Performance Measures

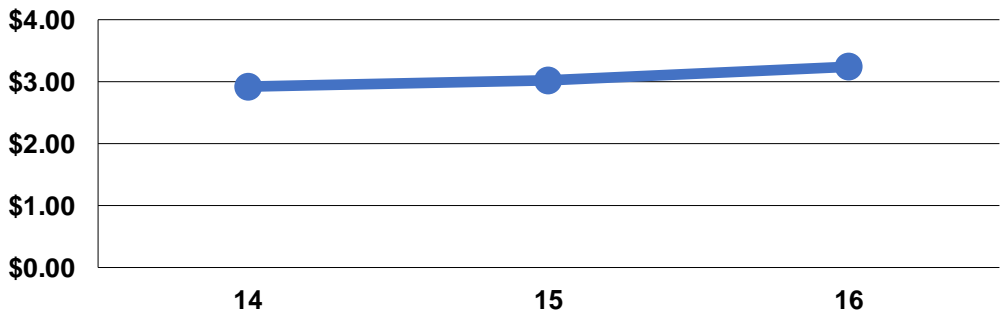
Service Efficiency

Mode	Operating Expenses per Vehicle Revenue Mile	Operating Expenses per Vehicle Revenue Hour
Demand Response	\$2.88	\$57.93
Bus	\$3.40	\$68.23
<b>Total</b>	<b>\$3.24</b>	<b>\$64.98</b>

Service Effectiveness

Mode	Operating Expenses per Unlinked Passenger Trip	Unlinked Trips per Vehicle Revenue Mile	Unlinked Trips per Vehicle Revenue Hour
Demand Response	\$10.49	0.3	5.5
Bus	\$12.36	0.3	5.5
<b>Total</b>	<b>\$11.77</b>	<b>0.3</b>	<b>5.5</b>

Operating Expense per Vehicle Revenue Mile:  
Agency Total



Unlinked Passenger Trips per Vehicle Revenue  
Mile: Agency Total

