

General Information

Financial Information

Service Consumption

79,172 Annual Unlinked Trips (UPT)

Service Supplied

761,953 Annual Vehicle Revenue Miles (VRM)

40,001 Annual Vehicle Revenue Hours (VRH)

Summary of Operating Expenses (OE)

\$1,488,448 Total Operating Expenses

Database Information

NTDID: 5R05-50343

Reporter Type: Rural General Public Transit

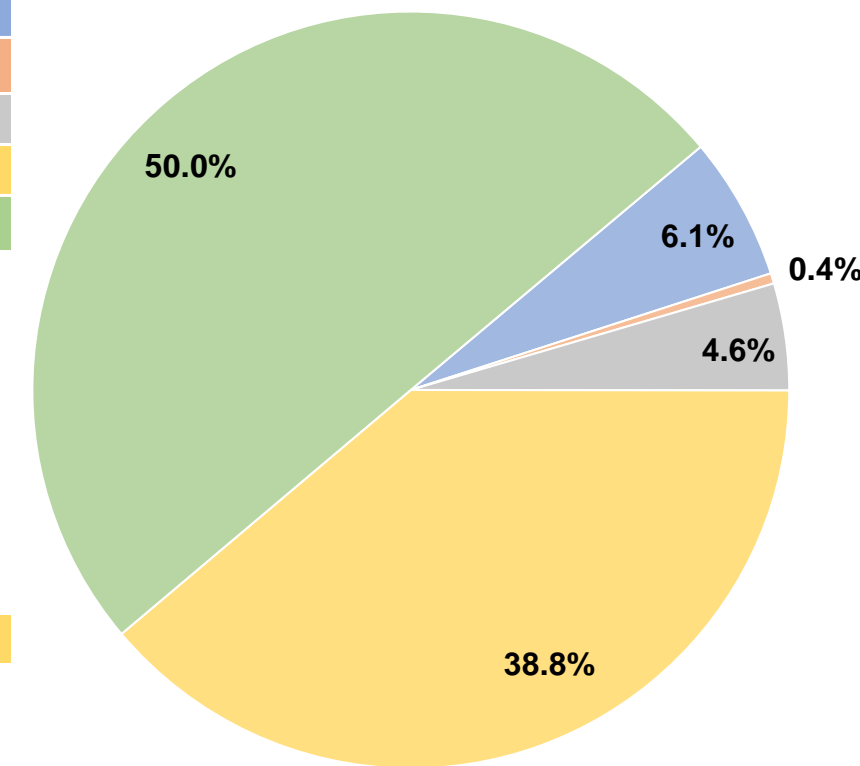
Sources of Operating Funds Expended

Fare Revenues	\$91,174	6.1%
Local Funds	\$6,569	0.4%
State Funds	\$67,954	4.6%
Federal Assistance	\$577,940	38.8%
Other Funds	\$744,811	50.0%
Total Operating Funds Expended	\$1,488,448	100.0%

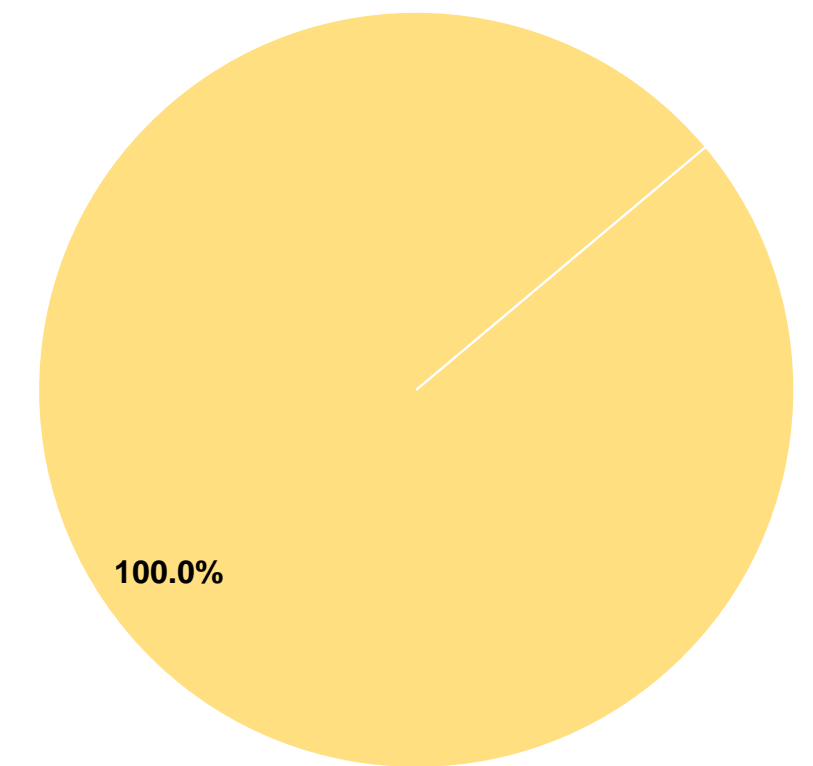
Sources of Capital Funds Expended

Fare Revenues	\$0	0.0%
Local Funds	\$0	0.0%
State Funds	\$0	0.0%
Federal Assistance	\$222,847	100.0%
Other Funds	\$0	0.0%
Total Capital Funds Expended	\$222,847	100.0%

Operating Funding Sources



Capital Funding Sources



Modal Characteristics

Operation Characteristics

Vehicles Operated at Maximum Service

Mode	Directly Operated	Purchased Transportation	Operating Expenses	Fare Revenues	Uses of Capital Funds	Annual Unlinked Trips	Annual Vehicle Revenue Miles	Annual Vehicle Revenue Hours
Demand Response	24	-	\$1,488,448	\$91,174	\$222,847	79,172	761,953	40,001
Total	24	-	\$1,488,448	\$91,174	\$222,847	79,172	761,953	40,001

Performance Measures

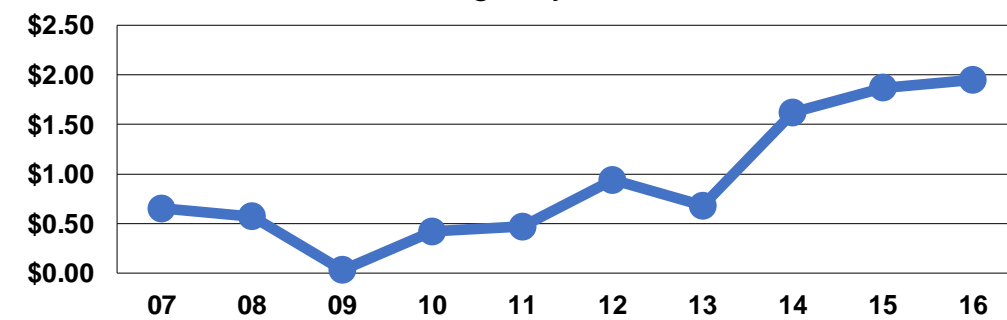
Service Efficiency

Mode	Operating Expenses per Vehicle Revenue Mile	Operating Expenses per Vehicle Revenue Hour
Demand Response	\$1.95	\$37.21
Total	\$1.95	\$37.21

Service Effectiveness

Mode	Operating Expenses per Unlinked Passenger Trip	Unlinked Trips per Vehicle Revenue Mile	Unlinked Trips per Vehicle Revenue Hour
Demand Response	\$18.80	0.1	2.0
Total	\$18.80	0.1	2.0

Operating Expense per Vehicle Revenue Mile: Agency Total



Unlinked Passenger Trips per Vehicle Revenue Mile: Agency Total

