

# Scioto County/Access Scioto County

2016 Annual Agency Profile

Data Coordinator: Ms. Heather Byers

## General Information

## Financial Information

### Service Consumption

45,003 Annual Unlinked Trips (UPT)

### Service Supplied

178,752 Annual Vehicle Revenue Miles (VRM)

13,806 Annual Vehicle Revenue Hours (VRH)

### Summary of Operating Expenses (OE)

\$836,724 Total Operating Expenses

### Database Information

NTDID: 5R05-50363

Reporter Type: Rural General Public Transit

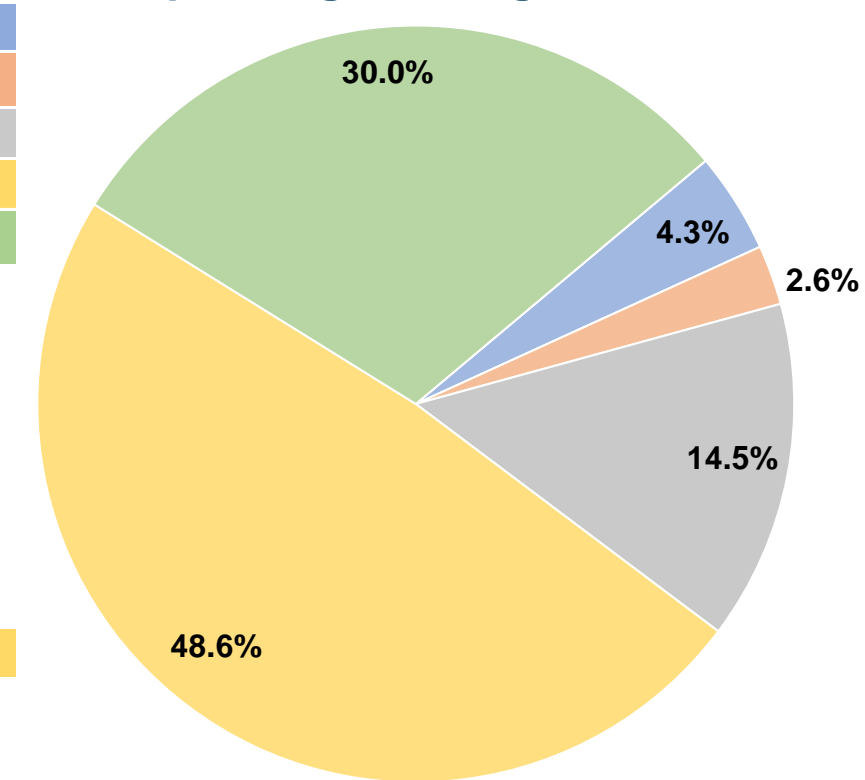
### Sources of Operating Funds Expended

Fare Revenues	\$35,937	4.3%
Local Funds	\$21,356	2.6%
State Funds	\$121,504	14.5%
Federal Assistance	\$406,517	48.6%
Other Funds	\$251,410	30.0%
<b>Total Operating Funds Expended</b>	<b>\$836,724</b>	<b>100.0%</b>

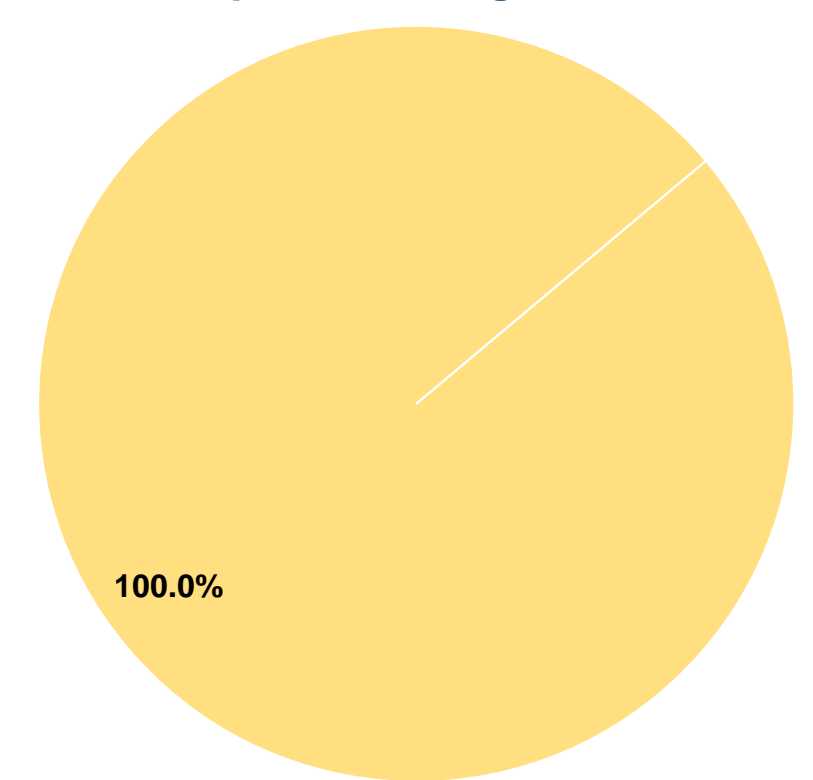
### Sources of Capital Funds Expended

Fare Revenues	\$0	0.0%
Local Funds	\$0	0.0%
State Funds	\$0	0.0%
Federal Assistance	\$105,784	100.0%
Other Funds	\$0	0.0%
<b>Total Capital Funds Expended</b>	<b>\$105,784</b>	<b>100.0%</b>

### Operating Funding Sources



### Capital Funding Sources



## Modal Characteristics

### Operation Characteristics

#### Vehicles Operated at Maximum Service

Mode	Directly Operated	Purchased Transportation	Operating Expenses	Fare Revenues	Uses of Capital Funds	Annual Unlinked Trips	Annual Vehicle Revenue Miles	Annual Vehicle Revenue Hours
Demand Response	9	-	\$836,724	\$35,937	\$105,784	45,003	178,752	13,806
<b>Total</b>	<b>9</b>	<b>-</b>	<b>\$836,724</b>	<b>\$35,937</b>	<b>\$105,784</b>	<b>45,003</b>	<b>178,752</b>	<b>13,806</b>

### Performance Measures

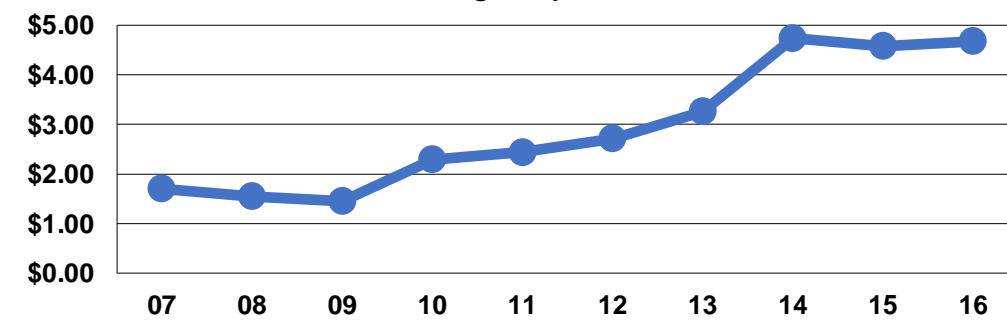
#### Service Efficiency

Mode	Operating Expenses per Vehicle Revenue Mile	Operating Expenses per Vehicle Revenue Hour
Demand Response	\$4.68	\$60.61
<b>Total</b>	<b>\$4.68</b>	<b>\$60.61</b>

#### Service Effectiveness

Mode	Operating Expenses per Unlinked Passenger Trip	Unlinked Trips per Vehicle Revenue Mile	Unlinked Trips per Vehicle Revenue Hour
Demand Response	\$18.59	0.3	3.3
<b>Total</b>	<b>\$18.59</b>	<b>0.3</b>	<b>3.3</b>

Operating Expense per Vehicle Revenue Mile: Agency Total



Unlinked Passenger Trips per Vehicle Revenue Mile: Agency Total

