http://tlcrtc.org/
125 E. Patterson Ave.
Bellefonatine, OH 43311

Transportation for Logan County

2016 Annual Agency Profile

Data Coordinator: Ms. Heather Byers

General Information

Service Consumption

41,733 **Annual Unlinked Trips (UPT)**

Service Supplied

333,665 **Annual Vehicle Revenue Miles (VRM)**
18,294 **Annual Vehicle Revenue Hours (VRH)**

Summary of Operating Expenses (OE)

$581,299 **Total Operating Expenses**

Database Information

NTDID: 5R05-50424
Reporter Type: Rural General Public Transit

Financial Information

Sources of Operating Funds Expended

Fare Revenues	$35,864	6.2%
Local Funds	$13,959	2.4%
State Funds	$60,000	10.3%
Federal Assistance	$231,018	39.7%
Other Funds	$240,458	41.4%
Total Operating Funds Expended	**$581,299**	100.0%

Sources of Capital Funds Expended

Fare Revenues	$0	0.0%
Local Funds	$0	0.0%
State Funds	$0	0.0%
Federal Assistance	$39,798	100.0%
Other Funds	$0	0.0%
Total Capital Funds Expended	**$39,798**	100.0%

Operating Funding Sources

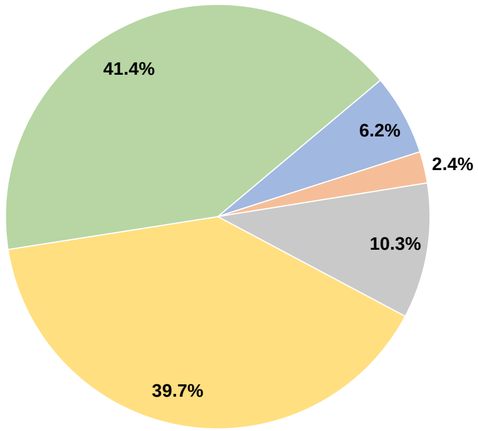

Capital Funding Sources

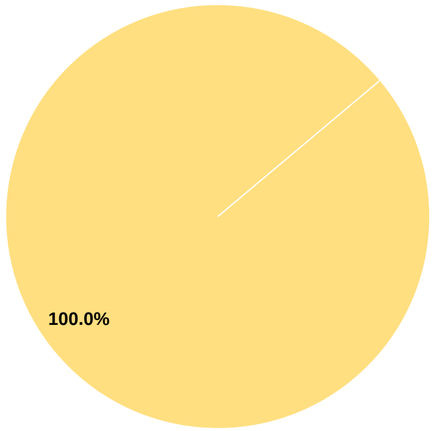

Modal Characteristics

Operation Characteristics

Mode	Vehicles Operated at Maximum Service: Directly Operated	Vehicles Operated at Maximum Service: Purchased Transportation	Operating Expenses	Fare Revenues	Uses of Capital Funds	Annual Unlinked Trips	Annual Vehicle Revenue Miles	Annual Vehicle Revenue Hours
Demand Response	12	-	$581,299	$35,864	$39,798	41,733	333,665	18,294
Total	**12**	**-**	**$581,299**	**$35,864**	**$39,798**	**41,733**	**333,665**	**18,294**

Performance Measures

Service Efficiency

Mode	Operating Expenses per Vehicle Revenue Mile	Operating Expenses per Vehicle Revenue Hour
Demand Response	$1.74	$31.78
Total	**$1.74**	**$31.78**

Service Effectiveness

Mode	Operating Expenses per Unlinked Passenger Trip	Unlinked Trips per Vehicle Revenue Mile	Unlinked Trips per Vehicle Revenue Hour
Demand Response	$13.93	0.1	2.3
Total	**$13.93**	**0.1**	**2.3**

Operating Expense per Vehicle Revenue Mile: Agency Total

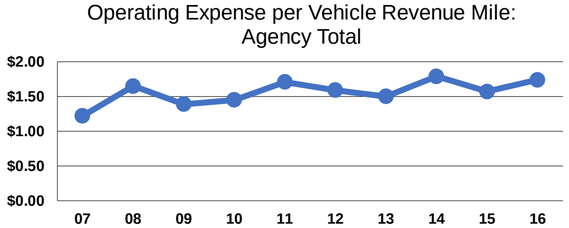
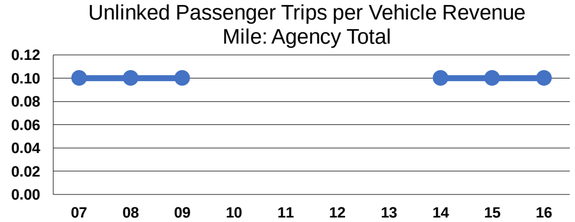
Unlinked Passenger Trips per Vehicle Revenue Mile: Agency Total