

General Information

Financial Information

Service Consumption

33,111 Annual Unlinked Trips (UPT)

Service Supplied

100,048 Annual Vehicle Revenue Miles (VRM)

7,431 Annual Vehicle Revenue Hours (VRH)

Summary of Operating Expenses (OE)

\$385,719 Total Operating Expenses

Database Information

NTDID: 5R05-50438

Reporter Type: Rural General Public Transit

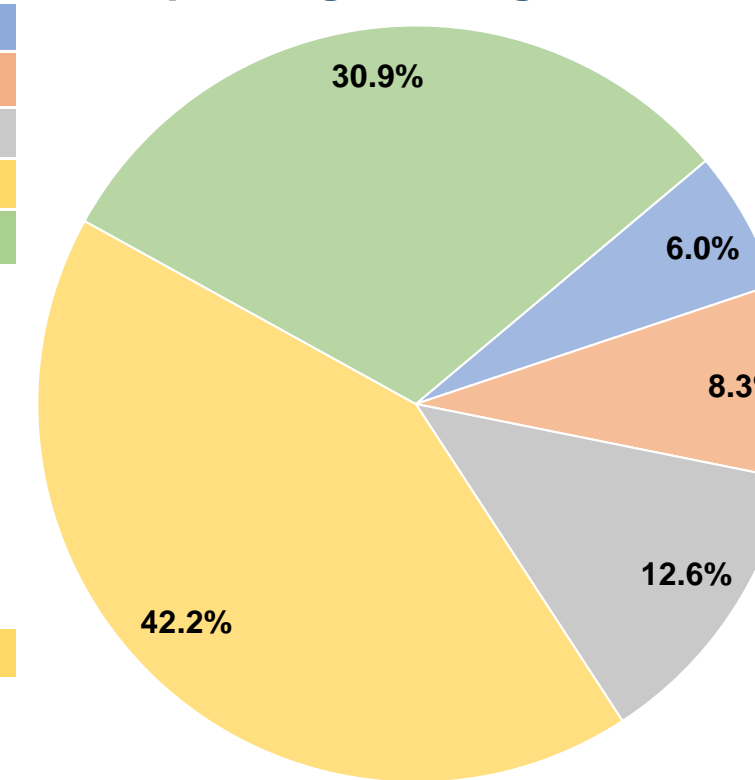
Sources of Operating Funds Expended

Fare Revenues	\$23,096	6.0%
Local Funds	\$31,959	8.3%
State Funds	\$48,759	12.6%
Federal Assistance	\$162,898	42.2%
Other Funds	\$119,007	30.9%
Total Operating Funds Expended	\$385,719	100.0%

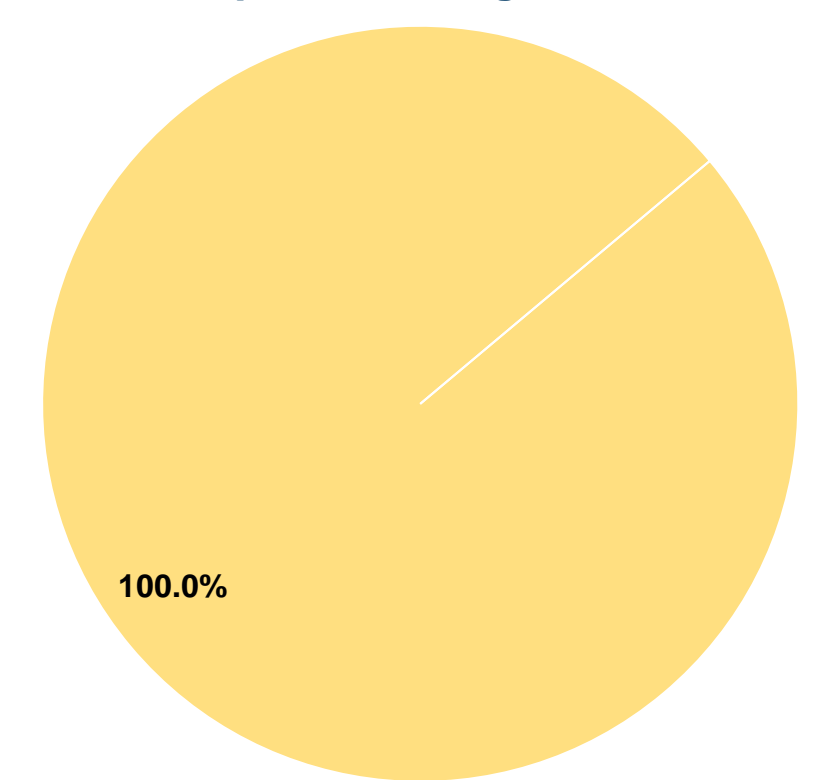
Sources of Capital Funds Expended

Fare Revenues	\$0	0.0%
Local Funds	\$0	0.0%
State Funds	\$0	0.0%
Federal Assistance	\$72,506	100.0%
Other Funds	\$0	0.0%
Total Capital Funds Expended	\$72,506	100.0%

Operating Funding Sources



Capital Funding Sources



Modal Characteristics

Operation Characteristics

Vehicles Operated at Maximum Service

Mode	Directly Operated	Purchased Transportation	Operating Expenses	Fare Revenues	Uses of Capital Funds	Annual Unlinked Trips	Annual Vehicle Revenue Miles	Annual Vehicle Revenue Hours
Demand Response	11	-	\$385,719	\$23,096	\$72,506	33,111	100,048	7,431
Total	11	-	\$385,719	\$23,096	\$72,506	33,111	100,048	7,431

Performance Measures

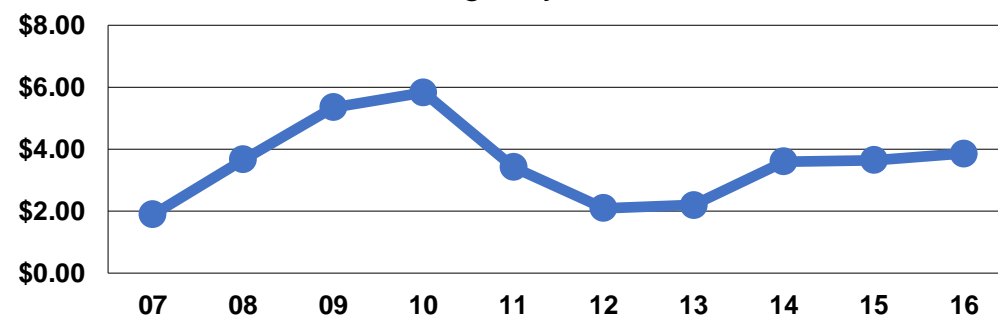
Service Efficiency

Mode	Operating Expenses per Vehicle Revenue Mile	Operating Expenses per Vehicle Revenue Hour
Demand Response	\$3.86	\$51.91
Total	\$3.86	\$51.91

Service Effectiveness

Mode	Operating Expenses per Unlinked Passenger Trip	Unlinked Trips per Vehicle Revenue Mile	Unlinked Trips per Vehicle Revenue Hour
Demand Response	\$11.65	0.3	4.5
Total	\$11.65	0.3	4.5

Operating Expense per Vehicle Revenue Mile: Agency Total



Unlinked Passenger Trips per Vehicle Revenue Mile: Agency Total

