

# Seneca County Agency Transportation

## 2016 Annual Agency Profile

### General Information

#### Service Consumption

96,423 Annual Unlinked Trips (UPT)

#### Service Supplied

376,340 Annual Vehicle Revenue Miles (VRM)

27,695 Annual Vehicle Revenue Hours (VRH)

#### Summary of Operating Expenses (OE)

\$1,098,018 Total Operating Expenses

#### Database Information

NTDID: 5R05-50440

Reporter Type: Rural General Public Transit

### Financial Information

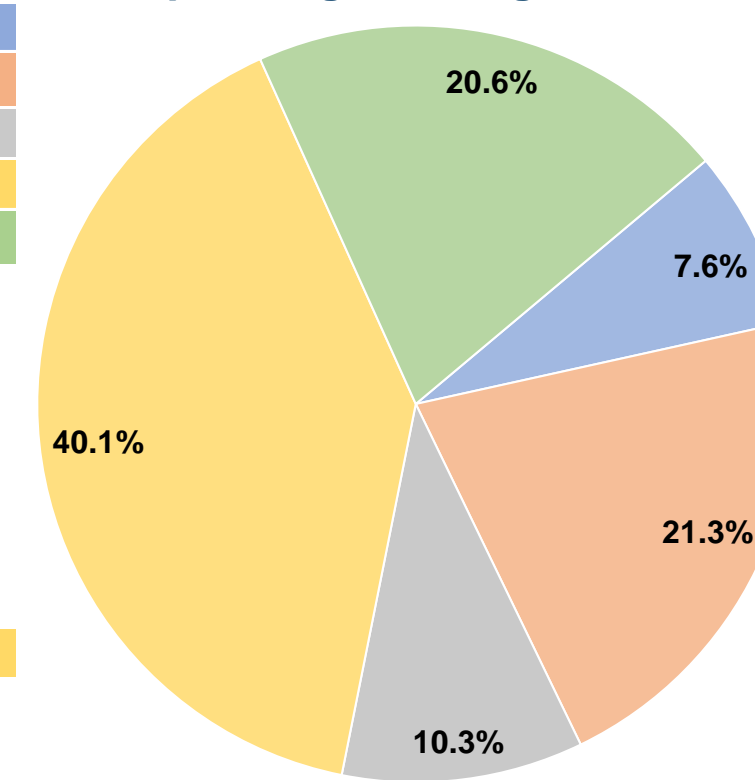
#### Sources of Operating Funds Expended

Fare Revenues	\$83,990	7.6%
Local Funds	\$233,693	21.3%
State Funds	\$113,283	10.3%
Federal Assistance	\$440,466	40.1%
Other Funds	\$226,586	20.6%
<b>Total Operating Funds Expended</b>	<b>\$1,098,018</b>	<b>100.0%</b>

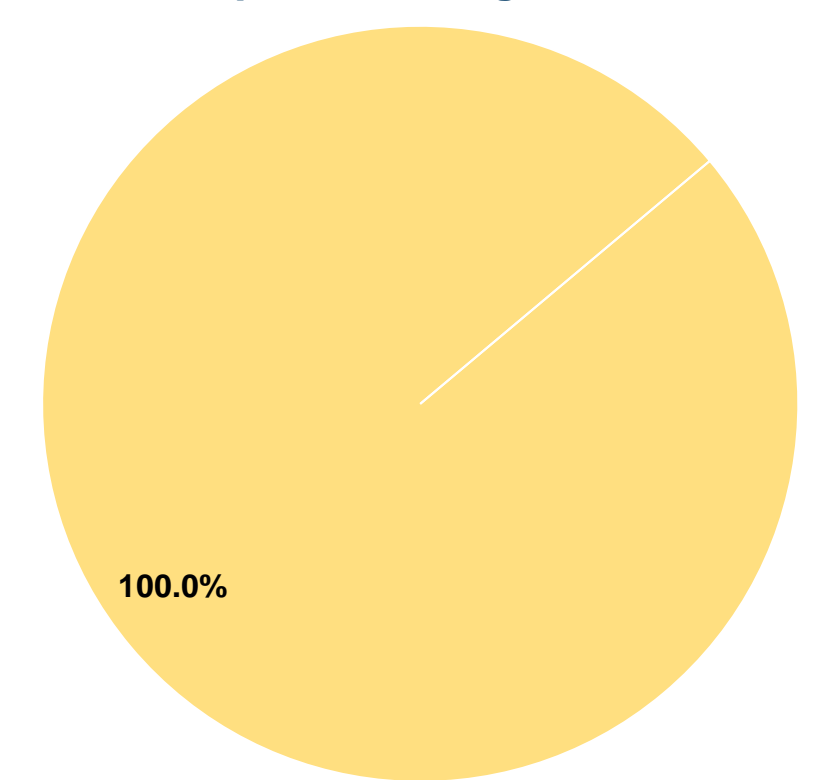
#### Sources of Capital Funds Expended

Fare Revenues	\$0	0.0%
Local Funds	\$0	0.0%
State Funds	\$0	0.0%
Federal Assistance	\$55,497	100.0%
Other Funds	\$0	0.0%
<b>Total Capital Funds Expended</b>	<b>\$55,497</b>	<b>100.0%</b>

#### Operating Funding Sources



#### Capital Funding Sources



### Modal Characteristics

#### Operation Characteristics

#### Vehicles Operated at Maximum Service

Mode	Directly Operated	Purchased Transportation	Operating Expenses	Fare Revenues	Uses of Capital Funds	Annual Unlinked Trips	Annual Vehicle Revenue Miles	Annual Vehicle Revenue Hours
Demand Response	26	-	\$1,098,018	\$83,990	\$55,497	96,423	376,340	27,695
<b>Total</b>	<b>26</b>	<b>-</b>	<b>\$1,098,018</b>	<b>\$83,990</b>	<b>\$55,497</b>	<b>96,423</b>	<b>376,340</b>	<b>27,695</b>

#### Performance Measures

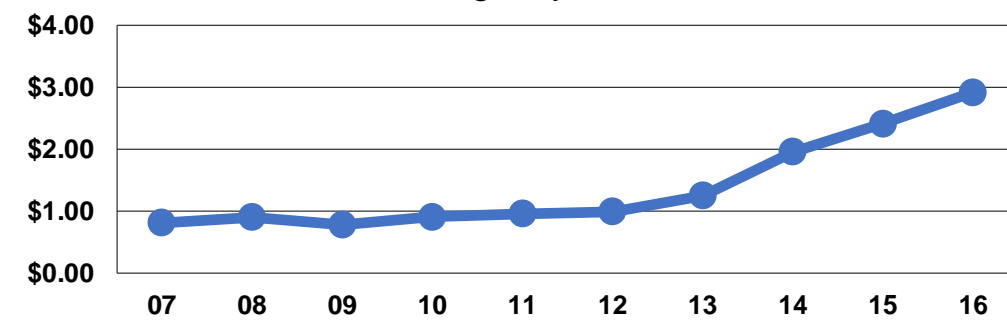
#### Service Efficiency

Mode	Operating Expenses per Vehicle Revenue Mile	Operating Expenses per Vehicle Revenue Hour
Demand Response	\$2.92	\$39.65
<b>Total</b>	<b>\$2.92</b>	<b>\$39.65</b>

#### Service Effectiveness

Mode	Operating Expenses per Unlinked Passenger Trip	Unlinked Trips per Vehicle Revenue Mile	Unlinked Trips per Vehicle Revenue Hour
Demand Response	\$11.39	0.3	3.5
<b>Total</b>	<b>\$11.39</b>	<b>0.3</b>	<b>3.5</b>

Operating Expense per Vehicle Revenue Mile: Agency Total



Unlinked Passenger Trips per Vehicle Revenue Mile: Agency Total

