

# Pike County/Community Action Transit System

2016 Annual Agency Profile

Data Coordinator: Ms. Heather Byers

## General Information

### Service Consumption

22,828 Annual Unlinked Trips (UPT)

### Service Supplied

117,843 Annual Vehicle Revenue Miles (VRM)

8,237 Annual Vehicle Revenue Hours (VRH)

### Summary of Operating Expenses (OE)

\$490,669 Total Operating Expenses

### Database Information

NTDID: 5R05-50464

Reporter Type: Rural General Public Transit

## Financial Information

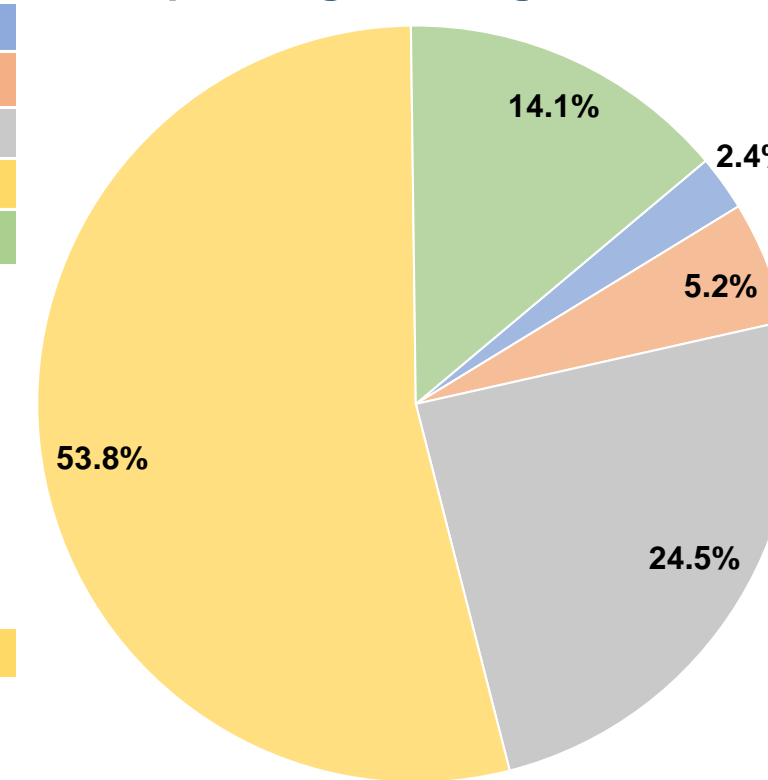
### Sources of Operating Funds Expended

Fare Revenues	\$11,605	2.4%
Local Funds	\$25,672	5.2%
State Funds	\$120,324	24.5%
Federal Assistance	\$263,908	53.8%
Other Funds	\$69,160	14.1%
<b>Total Operating Funds Expended</b>	<b>\$490,669</b>	<b>100.0%</b>

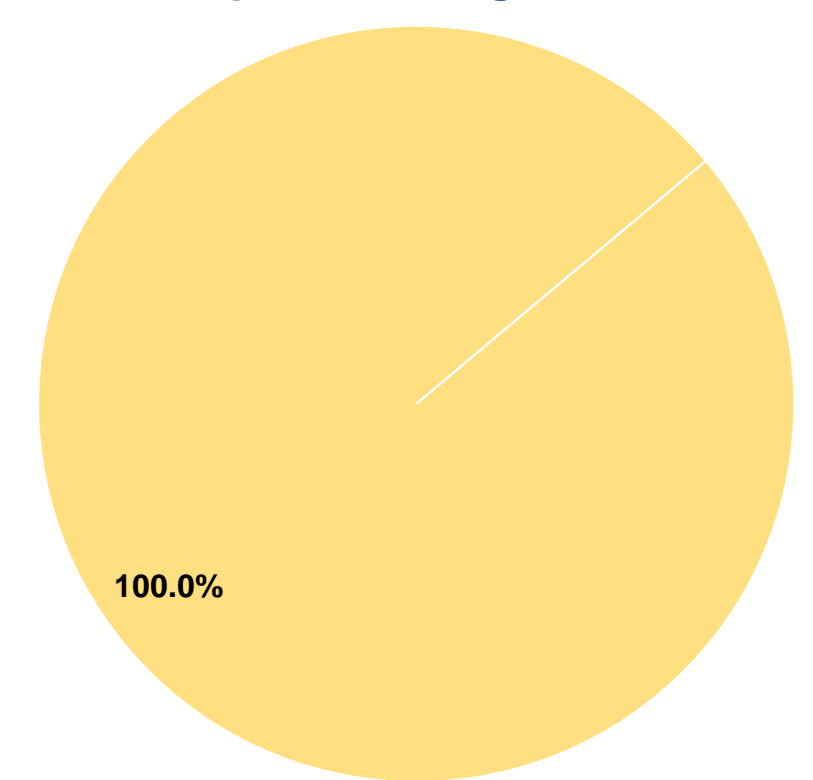
### Sources of Capital Funds Expended

Fare Revenues	\$0	0.0%
Local Funds	\$0	0.0%
State Funds	\$0	0.0%
Federal Assistance	\$54,682	100.0%
Other Funds	\$0	0.0%
<b>Total Capital Funds Expended</b>	<b>\$54,682</b>	<b>100.0%</b>

### Operating Funding Sources



### Capital Funding Sources



## Modal Characteristics

### Operation Characteristics

#### Vehicles Operated at Maximum Service

Mode	Directly Operated	Purchased Transportation	Operating Expenses	Fare Revenues	Uses of Capital Funds	Annual Unlinked Trips	Annual Vehicle Revenue Miles	Annual Vehicle Revenue Hours
Demand Response	8	-	\$490,669	\$11,605	\$54,682	22,828	117,843	8,237
<b>Total</b>	<b>8</b>	<b>-</b>	<b>\$490,669</b>	<b>\$11,605</b>	<b>\$54,682</b>	<b>22,828</b>	<b>117,843</b>	<b>8,237</b>

### Performance Measures

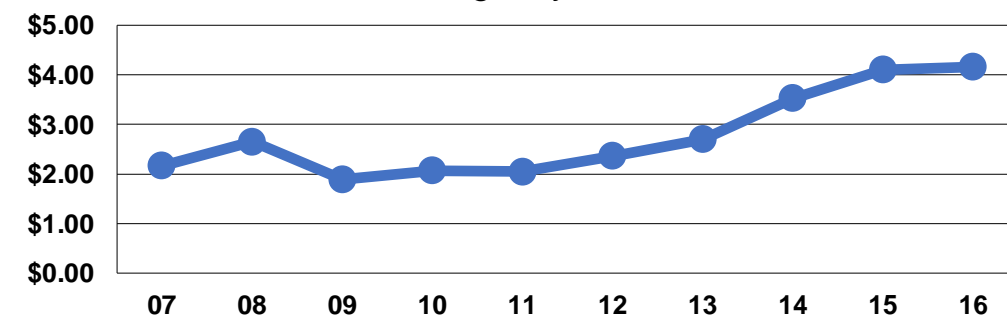
#### Service Efficiency

Mode	Operating Expenses per Vehicle Revenue Mile	Operating Expenses per Vehicle Revenue Hour
Demand Response	\$4.16	\$59.57
<b>Total</b>	<b>\$4.16</b>	<b>\$59.57</b>

#### Service Effectiveness

Mode	Operating Expenses per Unlinked Passenger Trip	Unlinked Trips per Vehicle Revenue Mile	Unlinked Trips per Vehicle Revenue Hour
Demand Response	\$21.49	0.2	2.8
<b>Total</b>	<b>\$21.49</b>	<b>0.2</b>	<b>2.8</b>

Operating Expense per Vehicle Revenue Mile: Agency Total



Unlinked Passenger Trips per Vehicle Revenue Mile: Agency Total

