

Columbiana County/Community Action Rural Transit S  
2016 Annual Agency Profile

Data Coordinator: Ms. Heather Byers

General Information

Service Consumption

136,276 Annual Unlinked Trips (UPT)

Service Supplied

1,072,596 Annual Vehicle Revenue Miles (VRM)

58,034 Annual Vehicle Revenue Hours (VRH)

Summary of Operating Expenses (OE)

\$2,210,188 Total Operating Expenses

Database Information

NTDID: 5R05-50481

Reporter Type: Rural General Public Transit

Financial Information

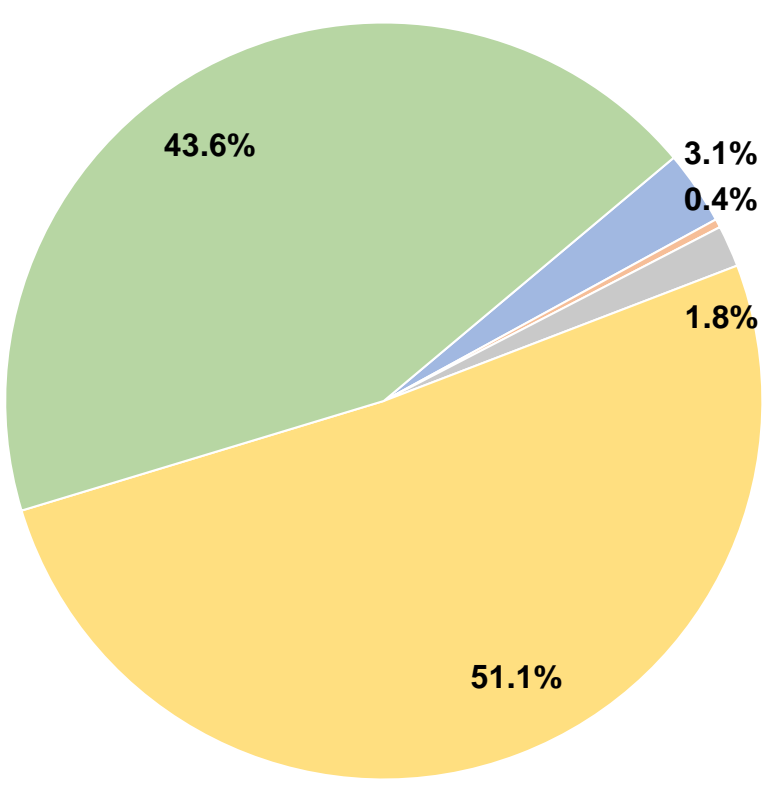
Sources of Operating Funds Expended

Fare Revenues	\$69,588	3.1%
Local Funds	\$8,074	0.4%
State Funds	\$39,241	1.8%
Federal Assistance	\$1,130,383	51.1%
Other Funds	\$962,902	43.6%
Total Operating Funds Expended	\$2,210,188	100.0%

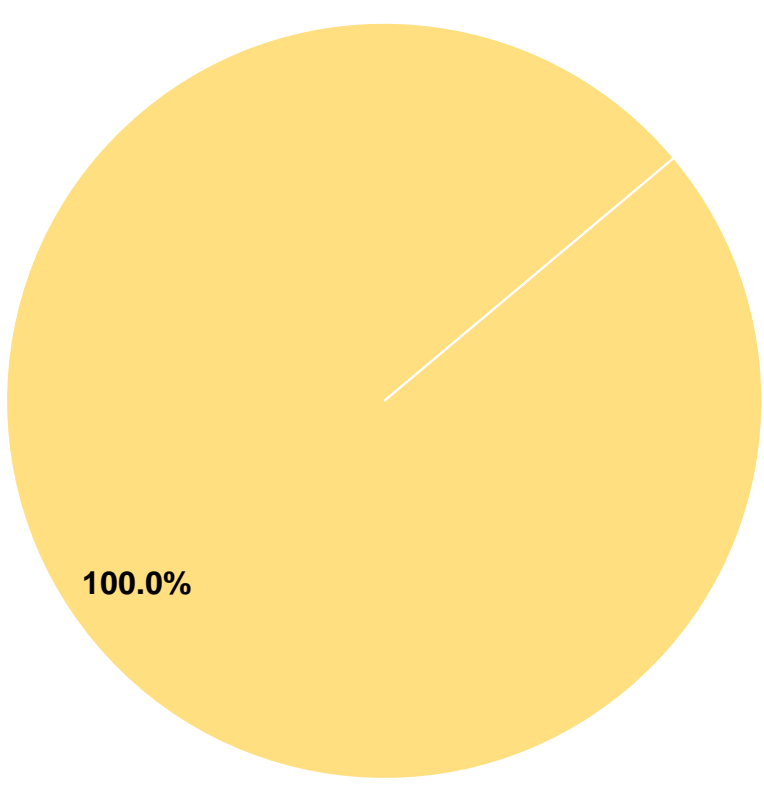
Sources of Capital Funds Expended

Fare Revenues	\$0	0.0%
Local Funds	\$0	0.0%
State Funds	\$0	0.0%
Federal Assistance	\$246,861	100.0%
Other Funds	\$0	0.0%
Total Capital Funds Expended	\$246,861	100.0%

Operating Funding Sources



Capital Funding Sources



Modal Characteristics

Operation Characteristics

Vehicles Operated  
at Maximum Service

Mode	Directly Operated	Purchased Transportation	Operating Expenses	Fare Revenues	Uses of Capital Funds	Annual Unlinked Trips	Annual Vehicle Revenue Miles	Annual Vehicle Revenue Hours
Demand Response	35	-	\$2,210,188	\$69,588	\$246,861	136,276	1,072,596	58,034
Total	35	-	\$2,210,188	\$69,588	\$246,861	136,276	1,072,596	58,034

Performance Measures

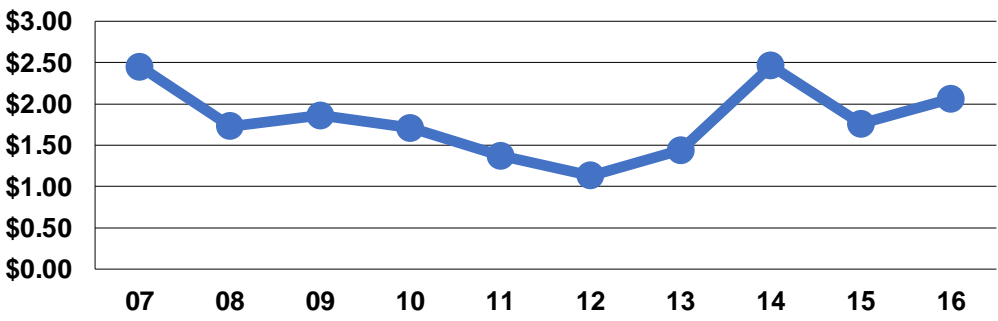
Service Efficiency

Mode	Operating Expenses per Vehicle Revenue Mile	Operating Expenses per Vehicle Revenue Hour
Demand Response	\$2.06	\$38.08
Total	\$2.06	\$38.08

Service Effectiveness

Mode	Operating Expenses per Unlinked Passenger Trip	Unlinked Trips per Vehicle Revenue Mile	Unlinked Trips per Vehicle Revenue Hour
Demand Response	\$16.22	0.1	2.4
Total	\$16.22	0.1	2.3

Operating Expense per Vehicle Revenue Mile:  
Agency Total



Unlinked Passenger Trips per Vehicle Revenue  
Mile: Agency Total

