

General Information

Financial Information

Service Consumption

67,744 Annual Unlinked Trips (UPT)

Service Supplied

157,256 Annual Vehicle Revenue Miles (VRM)

18,284 Annual Vehicle Revenue Hours (VRH)

Summary of Operating Expenses (OE)

\$455,289 Total Operating Expenses

Database Information

NTDID: 5R06-50235

Reporter Type: Rural General Public Transit

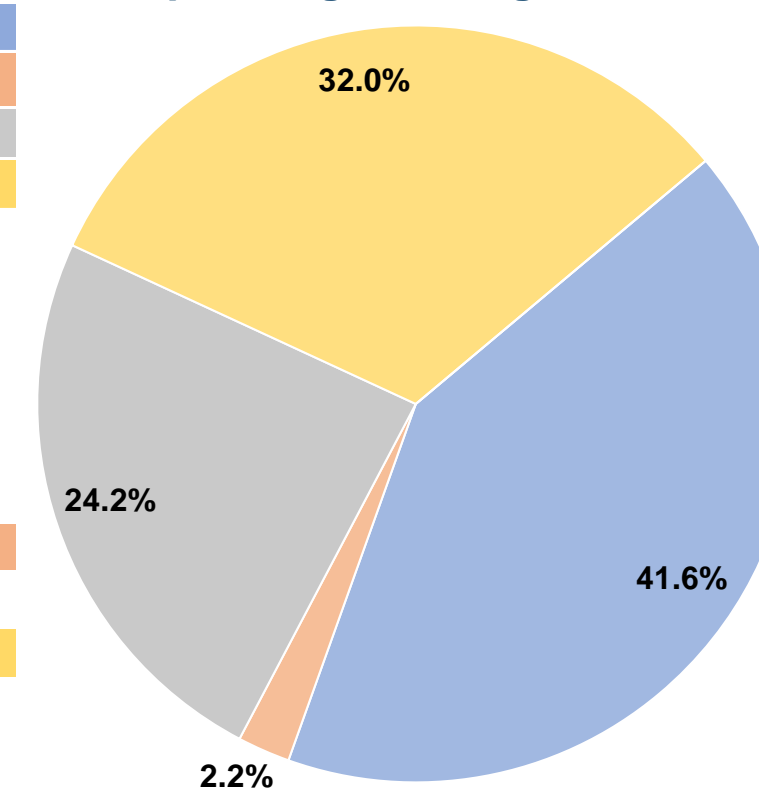
Sources of Operating Funds Expended

Fare Revenues	\$189,285	41.6%
Local Funds	\$10,238	2.2%
State Funds	\$110,073	24.2%
Federal Assistance	\$145,692	32.0%
Other Funds	\$0	0.0%
Total Operating Funds Expended	\$455,288	100.0%

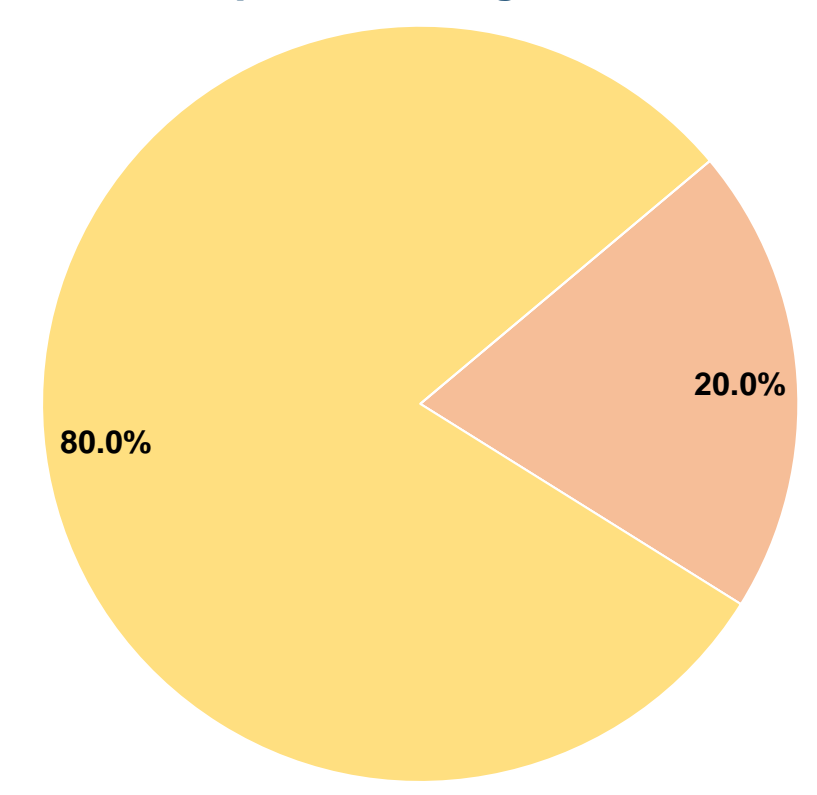
Sources of Capital Funds Expended

Fare Revenues	\$0	0.0%
Local Funds	\$6,198	20.0%
State Funds	\$0	0.0%
Federal Assistance	\$24,792	80.0%
Other Funds	\$0	0.0%
Total Capital Funds Expended	\$30,990	100.0%

Operating Funding Sources



Capital Funding Sources



Modal Characteristics

Operation Characteristics

Vehicles Operated at Maximum Service

Mode	Directly Operated	Purchased Transportation	Operating Expenses	Fare Revenues	Uses of Capital Funds	Annual Unlinked Trips	Annual Vehicle Revenue Miles	Annual Vehicle Revenue Hours
Demand Response - Taxi	-	9	\$455,289	\$189,285	\$30,990	67,744	157,256	18,284
Total	-	9	\$455,289	\$189,285	\$30,990	67,744	157,256	18,284

Performance Measures

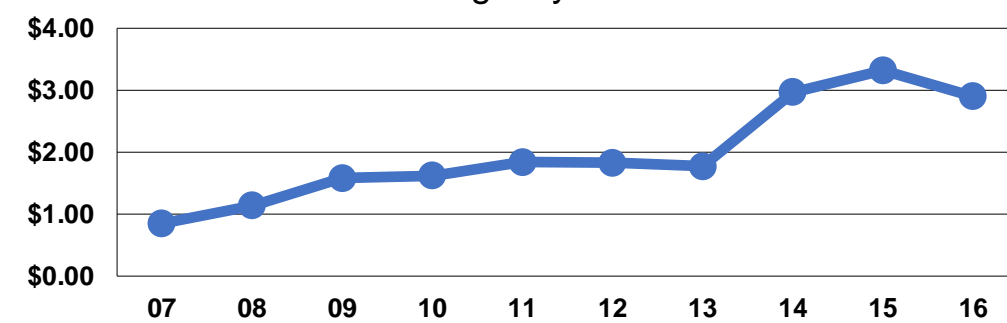
Service Efficiency

Mode	Operating Expenses per Vehicle Revenue Mile	Operating Expenses per Vehicle Revenue Hour
Demand Response - Taxi	\$2.90	\$24.90
Total	\$2.90	\$24.90

Service Effectiveness

Mode	Operating Expenses per Unlinked Passenger Trip	Unlinked Trips per Vehicle Revenue Mile	Unlinked Trips per Vehicle Revenue Hour
Demand Response - Taxi	\$6.72	0.4	3.7
Total	\$6.72	0.4	3.7

Operating Expense per Vehicle Revenue Mile: Agency Total



Unlinked Passenger Trips per Vehicle Revenue Mile: Agency Total

