

General Information

Service Consumption

11,721 Annual Unlinked Trips (UPT)

Service Supplied

29,469 Annual Vehicle Revenue Miles (VRM)

5,584 Annual Vehicle Revenue Hours (VRH)

Summary of Operating Expenses (OE)

\$106,676 Total Operating Expenses

Database Information

NTDID: 5R06-50350

Reporter Type: Rural General Public Transit

Financial Information

Sources of Operating Funds Expended

Fare Revenues	\$31,021	29.1%
Local Funds	\$13,671	12.8%
State Funds	\$24,156	22.6%
Federal Assistance	\$37,827	35.5%
Other Funds	\$0	0.0%

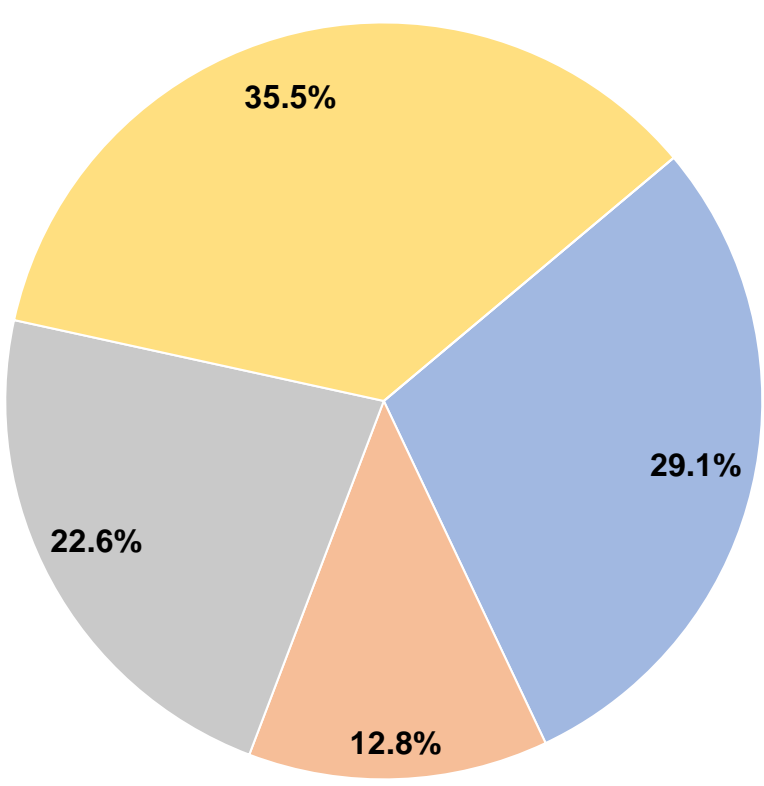
Total Operating Funds Expended \$106,675 100.0%

Sources of Capital Funds Expended

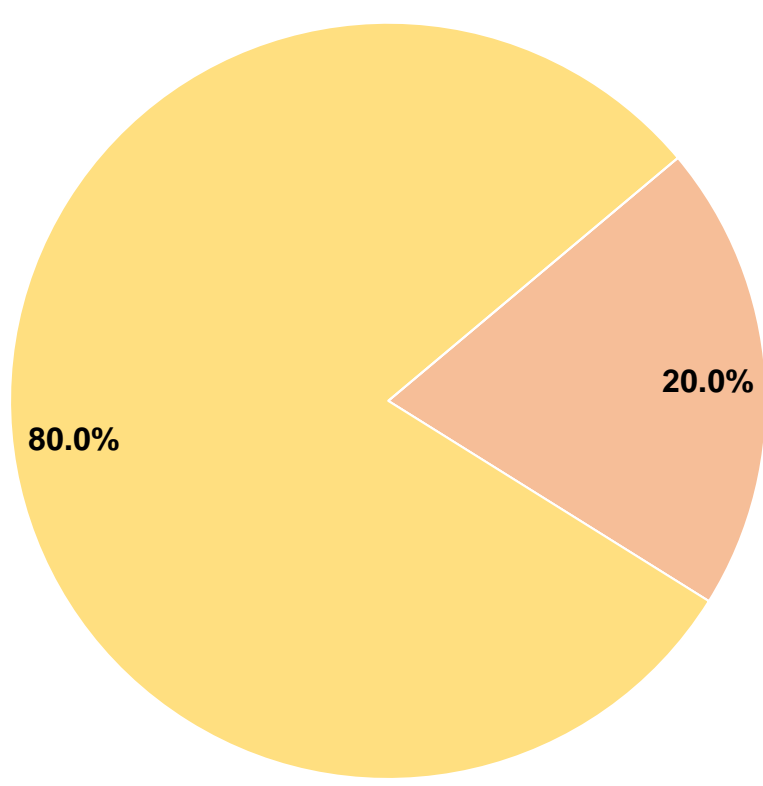
Fare Revenues	\$0	0.0%
Local Funds	\$6,198	20.0%
State Funds	\$0	0.0%
Federal Assistance	\$24,792	80.0%
Other Funds	\$0	0.0%

Total Capital Funds Expended \$30,990 100.0%

Operating Funding Sources



Capital Funding Sources



Modal Characteristics

Operation Characteristics

Vehicles Operated
at Maximum Service

Mode	Directly Operated	Purchased Transportation	Operating Expenses	Fare Revenues	Uses of Capital Funds	Annual Unlinked Trips	Annual Vehicle Revenue Miles	Annual Vehicle Revenue Hours
Demand Response - Taxi	-	2	\$106,676	\$31,021	\$30,990	11,721	29,469	5,584
Total	-	2	\$106,676	\$31,021	\$30,990	11,721	29,469	5,584

Performance Measures

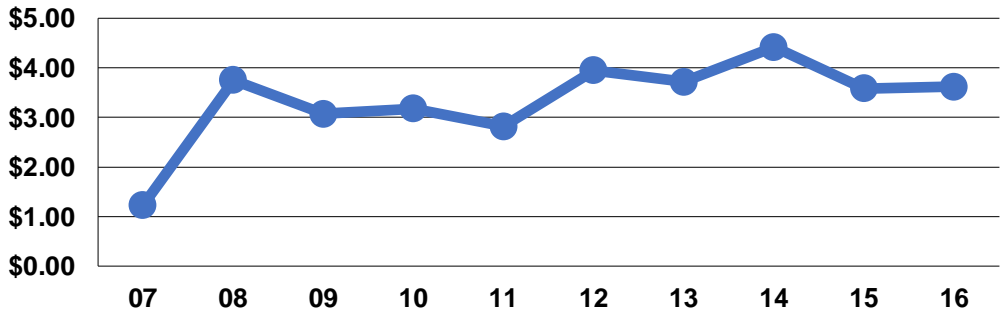
Service Efficiency

Mode	Operating Expenses per Vehicle Revenue Mile	Operating Expenses per Vehicle Revenue Hour
Demand Response - Taxi	\$3.62	\$19.10
Total	\$3.62	\$19.10

Service Effectiveness

Mode	Operating Expenses per Unlinked Passenger Trip	Unlinked Trips per Vehicle Revenue Mile	Unlinked Trips per Vehicle Revenue Hour
Demand Response - Taxi	\$9.10	0.4	2.1
Total	\$9.10	0.4	2.1

Operating Expense per Vehicle Revenue Mile:
Agency Total



Unlinked Passenger Trips per Vehicle Revenue
Mile: Agency Total

