http://www.1berlin.com
100 North Capron Street
Berlin, WI 54923

City of Berlin

2016 Annual Agency Profile

Transit Section Lead Worker: Mr. Chad Reuter

General Information

Service Consumption

25,291 **Annual Unlinked Trips (UPT)**

Service Supplied

93,671 **Annual Vehicle Revenue Miles (VRM)**
8,474 **Annual Vehicle Revenue Hours (VRH)**

Summary of Operating Expenses (OE)

$224,596 **Total Operating Expenses**

Database Information

NTDID: 5R06-50506
Reporter Type: Rural General Public Transit

Financial Information

Sources of Operating Funds Expended

Fare Revenues	$75,838	33.8%
Local Funds	$14,911	6.6%
State Funds	$62,322	27.7%
Federal Assistance	$71,525	31.8%
Other Funds	$0	0.0%
Total Operating Funds Expended	**$224,596**	100.0%

Sources of Capital Funds Expended

Fare Revenues	$0	0.0%
Local Funds	$17,014	44.4%
State Funds	$0	0.0%
Federal Assistance	$21,268	55.6%
Other Funds	$0	0.0%
Total Capital Funds Expended	**$38,282**	100.0%

Operating Funding Sources

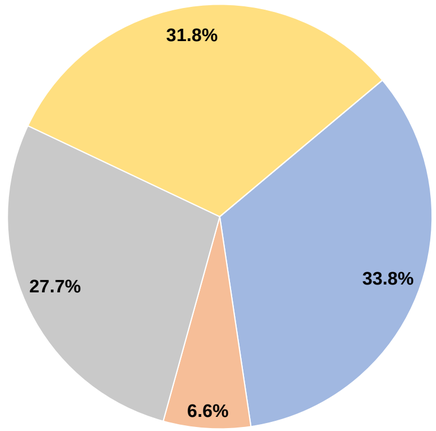

Capital Funding Sources

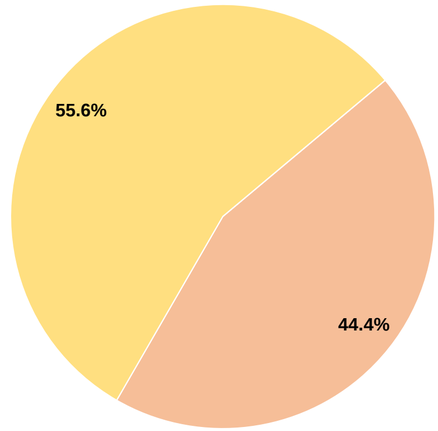

Modal Characteristics

Operation Characteristics

Mode	Vehicles Operated at Maximum Service: Directly Operated	Vehicles Operated at Maximum Service: Purchased Transportation	Operating Expenses	Fare Revenues	Uses of Capital Funds	Annual Unlinked Trips	Annual Vehicle Revenue Miles	Annual Vehicle Revenue Hours
Demand Response - Taxi	-	5	$224,596	$75,838	$38,282	25,291	93,671	8,474
Total	**-**	**5**	**$224,596**	**$75,838**	**$38,282**	**25,291**	**93,671**	**8,474**

Performance Measures

Service Efficiency

Mode	Operating Expenses per Vehicle Revenue Mile	Operating Expenses per Vehicle Revenue Hour
Demand Response - Taxi	$2.40	$26.50
Total	**$2.40**	**$26.50**

Service Effectiveness

Mode	Operating Expenses per Unlinked Passenger Trip	Unlinked Trips per Vehicle Revenue Mile	Unlinked Trips per Vehicle Revenue Hour
Demand Response - Taxi	$8.88	0.3	3.0
Total	**$8.88**	**0.3**	**3.0**

Operating Expense per Vehicle Revenue Mile: Agency Total

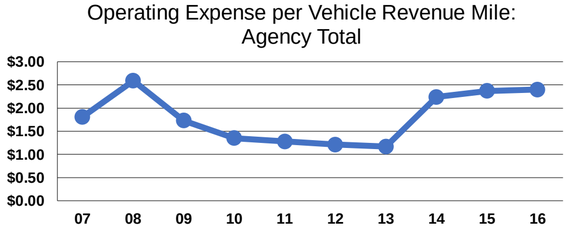
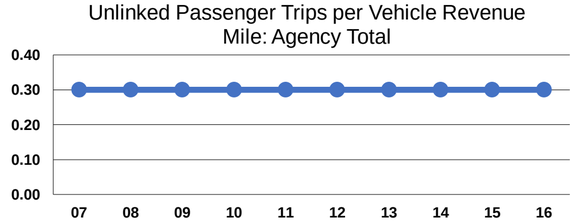
Unlinked Passenger Trips per Vehicle Revenue Mile: Agency Total