

General Information

Service Consumption

76,582 Annual Unlinked Trips (UPT)

Service Supplied

705,496 Annual Vehicle Revenue Miles (VRM)

38,736 Annual Vehicle Revenue Hours (VRH)

Summary of Operating Expenses (OE)

\$1,734,501 Total Operating Expenses

Database Information

NTDID: 5R06-50507

Reporter Type: Rural General Public Transit

Financial Information

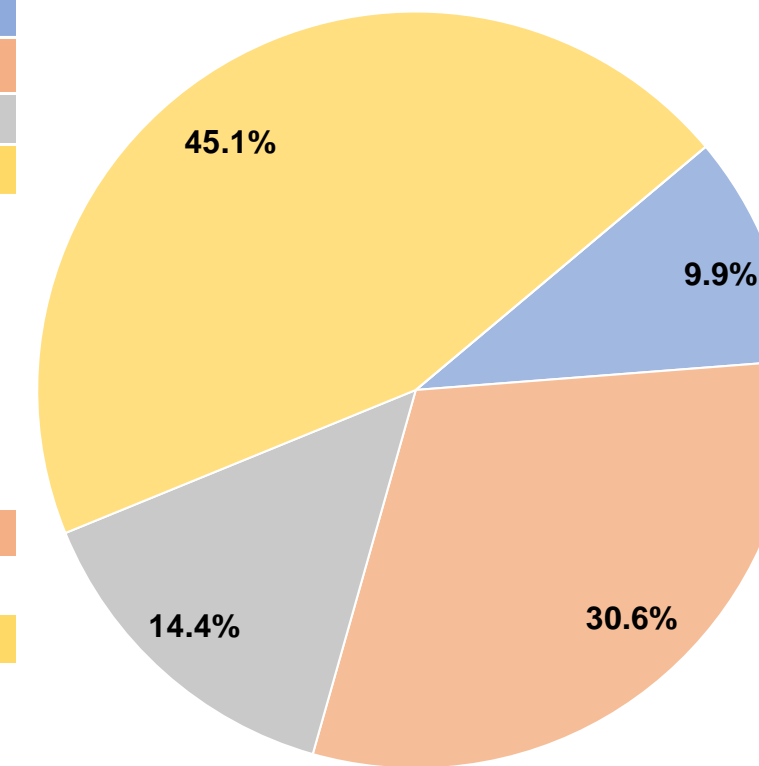
Sources of Operating Funds Expended

Fare Revenues	\$171,443	9.9%
Local Funds	\$531,030	30.6%
State Funds	\$250,499	14.4%
Federal Assistance	\$781,529	45.1%
Other Funds	\$0	0.0%
Total Operating Funds Expended	\$1,734,501	100.0%

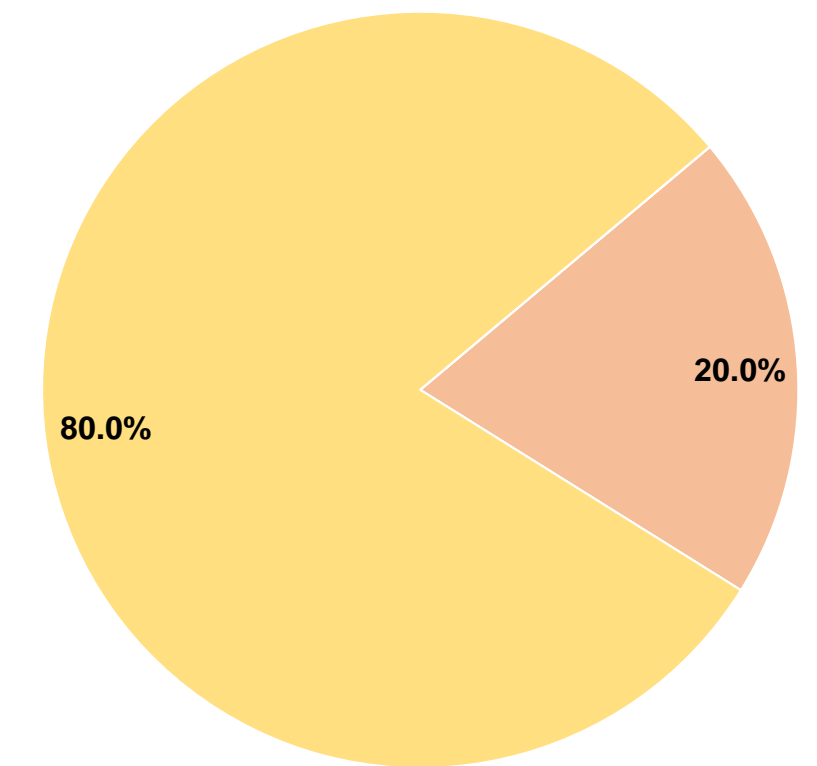
Sources of Capital Funds Expended

Fare Revenues	\$0	0.0%
Local Funds	\$3,060	20.0%
State Funds	\$0	0.0%
Federal Assistance	\$12,240	80.0%
Other Funds	\$0	0.0%
Total Capital Funds Expended	\$15,300	100.0%

Operating Funding Sources



Capital Funding Sources



Modal Characteristics

Operation Characteristics

Vehicles Operated at Maximum Service

Mode	Directly Operated	Purchased Transportation	Operating Expenses	Fare Revenues	Uses of Capital Funds	Annual Unlinked Trips	Annual Vehicle Revenue Miles	Annual Vehicle Revenue Hours
Demand Response	15	-	\$1,734,501	\$171,443	\$15,300	76,582	705,496	38,736
Total	15	-	\$1,734,501	\$171,443	\$15,300	76,582	705,496	38,736

Performance Measures

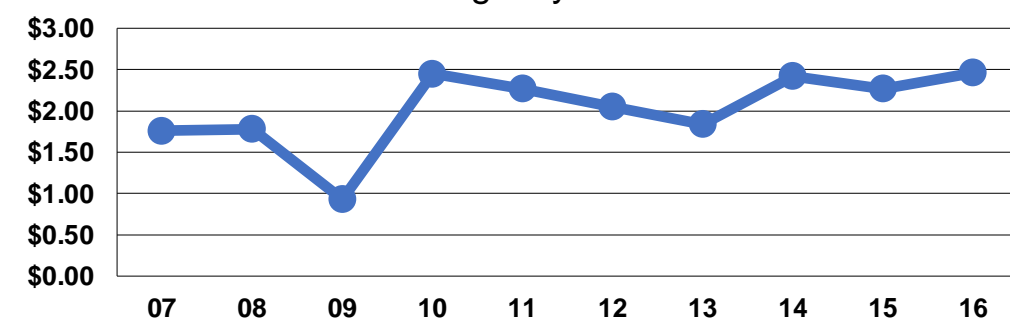
Service Efficiency

Mode	Operating Expenses per Vehicle Revenue Mile	Operating Expenses per Vehicle Revenue Hour
Demand Response	\$2.46	\$44.78
Total	\$2.46	\$44.78

Service Effectiveness

Mode	Operating Expenses per Unlinked Passenger Trip	Unlinked Trips per Vehicle Revenue Mile	Unlinked Trips per Vehicle Revenue Hour
Demand Response	\$22.65	0.1	2.0
Total	\$22.65	0.1	2.0

Operating Expense per Vehicle Revenue Mile: Agency Total



Unlinked Passenger Trips per Vehicle Revenue Mile: Agency Total

