

Amarillo City Transit

2016 Annual Agency Profile

General Information

Urbanized Area (UZA) Statistics - 2010 Census

Amarillo, TX
81 Square Miles
196,651 Population
182 Pop. Rank out of 498 UZAs

Service Area Statistics

74 Square Miles
190,695 Population

Service Consumption

339,459 Annual Unlinked Trips (UPT)

Service Supplied

815,707 Annual Vehicle Revenue Miles (VRM)
55,120 Annual Vehicle Revenue Hours (VRH)

Database Information

NTDID: 60001
Reporter Type: Reduced Reporter

Financial Information

Sources of Operating Funds Expended

Fare Revenues	\$188,411	4.1%
Local Funds	\$1,538,295	33.2%
State Funds	\$390,094	8.4%
Federal Assistance	\$2,516,785	54.3%
Other Funds	\$0	0.0%

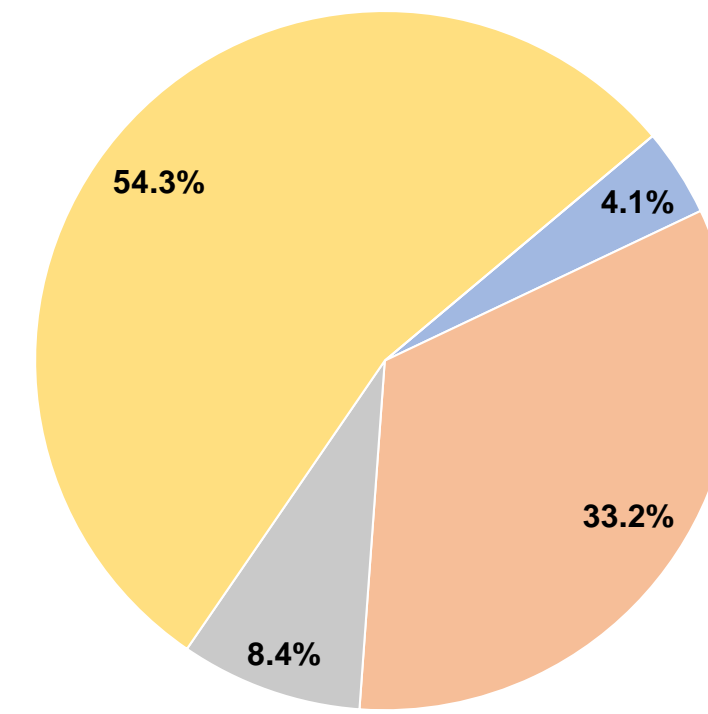
Total Operating Funds Expended \$4,633,585 100.0%

Sources of Capital Funds Expended

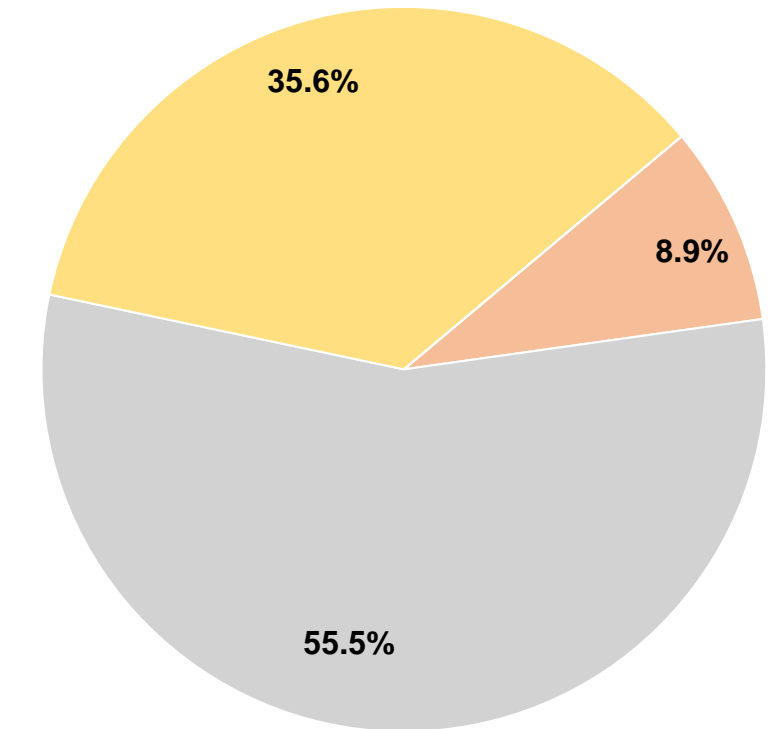
Fare Revenues	\$0	0.0%
Local Funds	\$46,180	8.9%
State Funds	\$288,391	55.5%
Federal Assistance	\$184,770	35.6%
Other Funds	\$0	0.0%

Total Capital Funds Expended \$519,341 100.0%

Operating Funding Sources



Capital Funding Sources



Modal Characteristics

Operation Characteristics

Vehicles Operated at Maximum Service

Mode	Directly Operated	Purchased Transportation	Operating Expenses	Fare Revenues	Uses of Capital Funds	Annual Unlinked Trips	Annual Vehicle Revenue Miles	Annual Vehicle Revenue Hours	Average Fleet Age in Years ^a
Demand Response	8	-	\$1,611,242	\$70,205	\$0	37,448	274,586	18,968	6.3
Bus	12	-	\$3,022,343	\$118,206	\$519,341	302,011	541,121	36,152	7.7
Total	20	-	\$4,633,585	\$188,411	\$519,341	339,459	815,707	55,120	

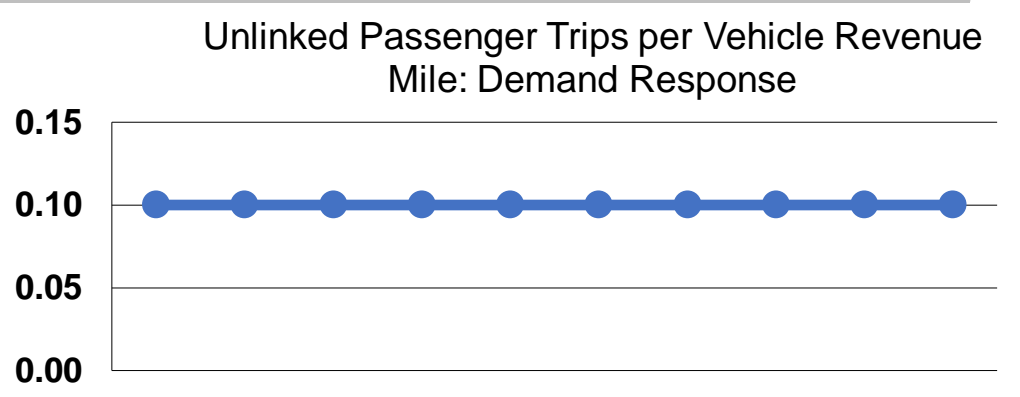
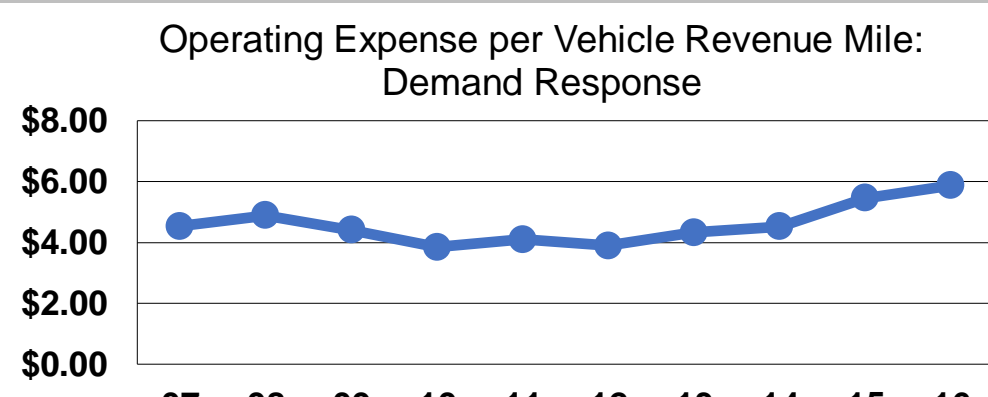
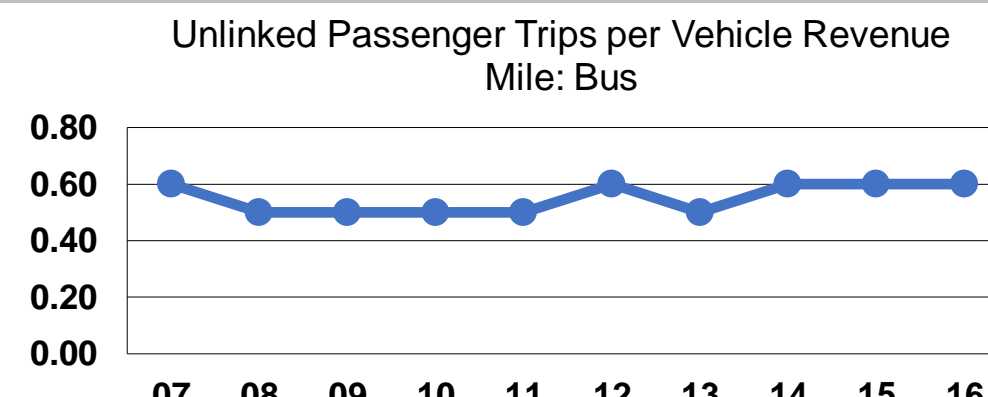
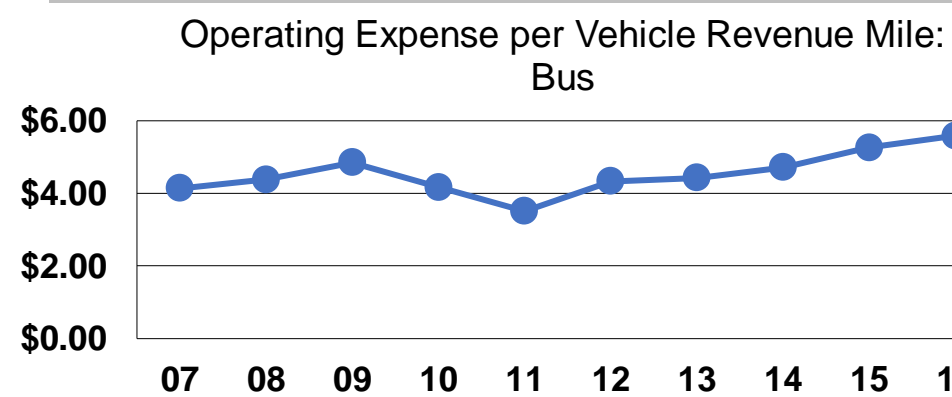
Performance Measures

Service Efficiency

Mode	Operating Expenses per Vehicle Revenue Mile	Operating Expenses per Vehicle Revenue Hour
Demand Response	\$5.87	\$84.95
Bus	\$5.59	\$83.60
Total	\$5.68	\$84.06

Service Effectiveness

Mode	Operating Expenses per Unlinked Passenger Trip	Unlinked Trips per Vehicle Revenue Mile	Unlinked Trips per Vehicle Revenue Hour
Demand Response	\$43.03	0.1	2.0
Bus	\$10.01	0.6	8.4
Total	\$13.65	0.4	6.2



Notes:

^aDemand Response - Taxi (DT) and non-dedicated fleets do not report fleet age data.