

Choctaw Nation of Oklahoma

2016 Annual Agency Profile

General Information

Federally Recognized Tribal Statistical Areas

Choctaw OTSA, OK

Service Consumption

43,144 Annual Unlinked Trips (UPT)

Service Supplied

950,648 Annual Vehicle Revenue Miles (VRM)
22,110 Annual Vehicle Revenue Hours (VRH)

Database Information

NTDID: 60003

Reporter Type: Tribal Reporter

Financial Information

Sources of Operating Funds Expended

Fare Revenues	\$0	0.0%
Local Funds	\$569,631	43.7%
State Funds	\$0	0.0%
Federal Assistance	\$734,636	56.3%
Other Funds	\$0	0.0%

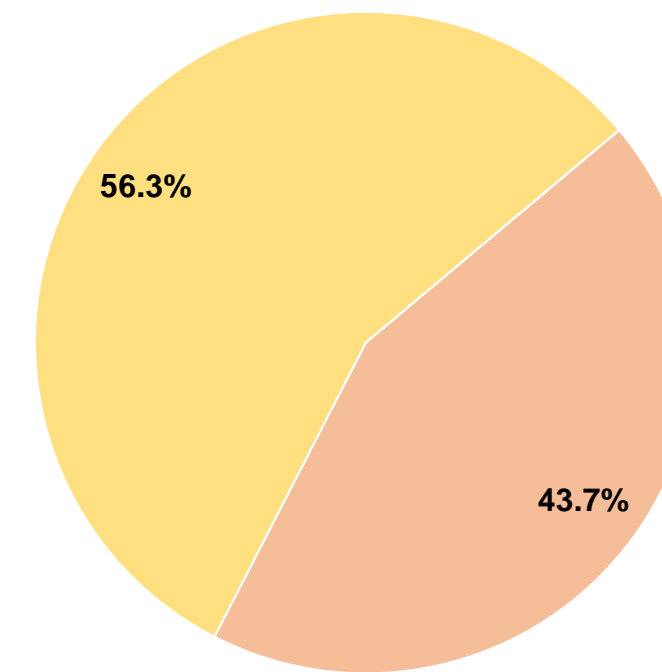
Total Operating Funds Expended \$1,304,267 100.0%

Sources of Capital Funds Expended

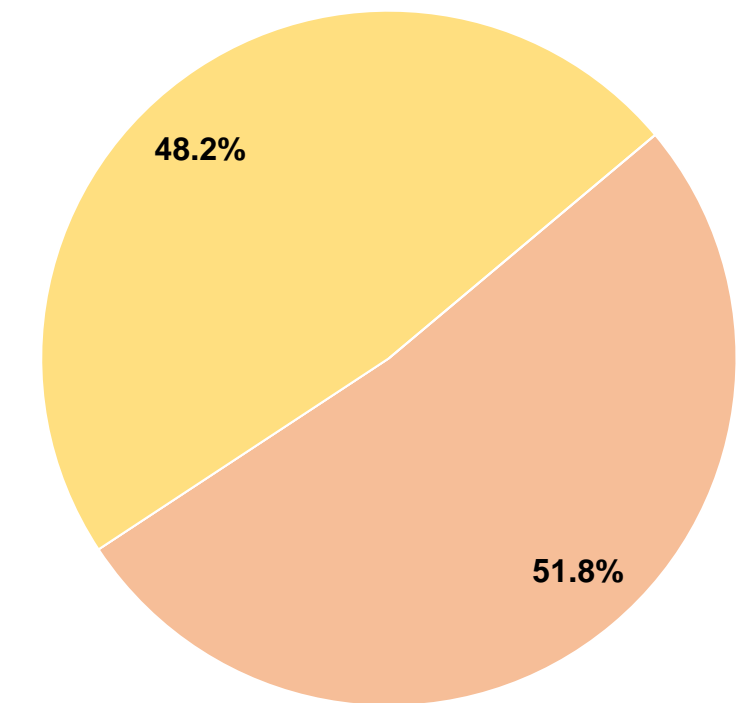
Fare Revenues	\$0	0.0%
Local Funds	\$114,969	51.8%
State Funds	\$0	0.0%
Federal Assistance	\$106,784	48.2%
Other Funds	\$0	0.0%

Total Capital Funds Expended \$221,753 100.0%

Operating Funding Sources



Capital Funding Sources



Modal Characteristics

Operation Characteristics

Vehicles Operated at Maximum Service

Mode	Directly Operated	Purchased Transportation	Operating Expenses	Fare Revenues	Uses of Capital Funds	Annual Unlinked Trips	Annual Vehicle Revenue Miles	Annual Vehicle Revenue Hours	Average Fleet Age in Years ^a
Demand Response	22	-	\$1,304,267	\$0	\$221,753	43,144	950,648	22,110	2.7
Total	22	-	\$1,304,267	\$0	\$221,753	43,144	950,648	22,110	

Performance Measures

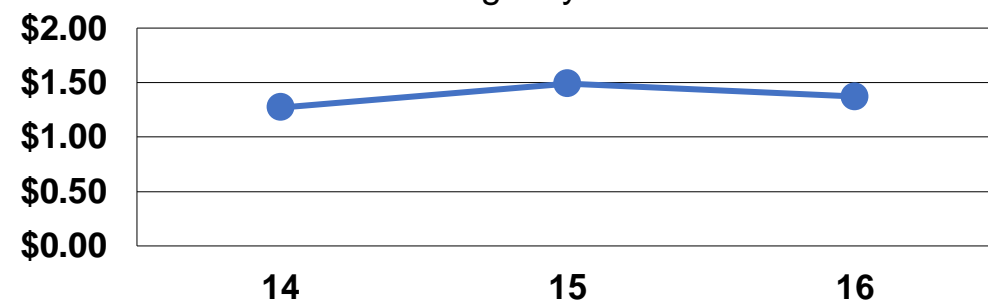
Service Efficiency

Mode	Operating Expenses per Vehicle Revenue Mile	Operating Expenses per Vehicle Revenue Hour
Demand Response	\$1.37	\$58.99
Total	\$1.37	\$58.99

Service Effectiveness

Mode	Operating Expenses per Unlinked Passenger Trip	Unlinked Trips per Vehicle Revenue Mile	Unlinked Trips per Vehicle Revenue Hour
Demand Response	\$30.23	0.1	2.0
Total	\$30.23	0.0	2.0

Operating Expense per Vehicle Revenue Mile: Agency Total



Notes:

^aDemand Response - Taxi (DT) and non-dedicated fleets do not report fleet age data.