

General Information

Urbanized Area (UZA) Statistics - 2010 Census

Alexandria, LA
66 Square Miles
82,804 Population
346 Pop. Rank out of 498 UZAs

Service Area Statistics

28 Square Miles
62,924 Population

Service Consumption

675,539 Annual Unlinked Trips (UPT)

Service Supplied

536,556 Annual Vehicle Revenue Miles (VRM)
39,951 Annual Vehicle Revenue Hours (VRH)

Database Information

NTDID: 60025

Reporter Type: Reduced Reporter

Financial Information

Sources of Operating Funds Expended

Fare Revenues	\$453,506	15.2%
Local Funds	\$1,440,727	48.2%
State Funds	\$308,689	10.3%
Federal Assistance	\$783,760	26.2%
Other Funds	\$0	0.0%

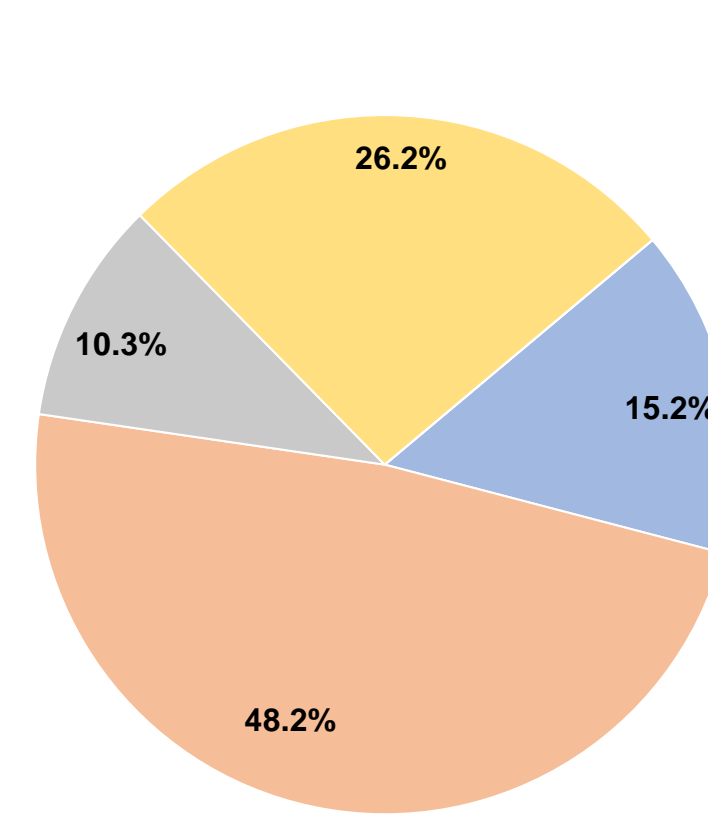
Total Operating Funds Expended \$2,986,682 100.0%

Sources of Capital Funds Expended

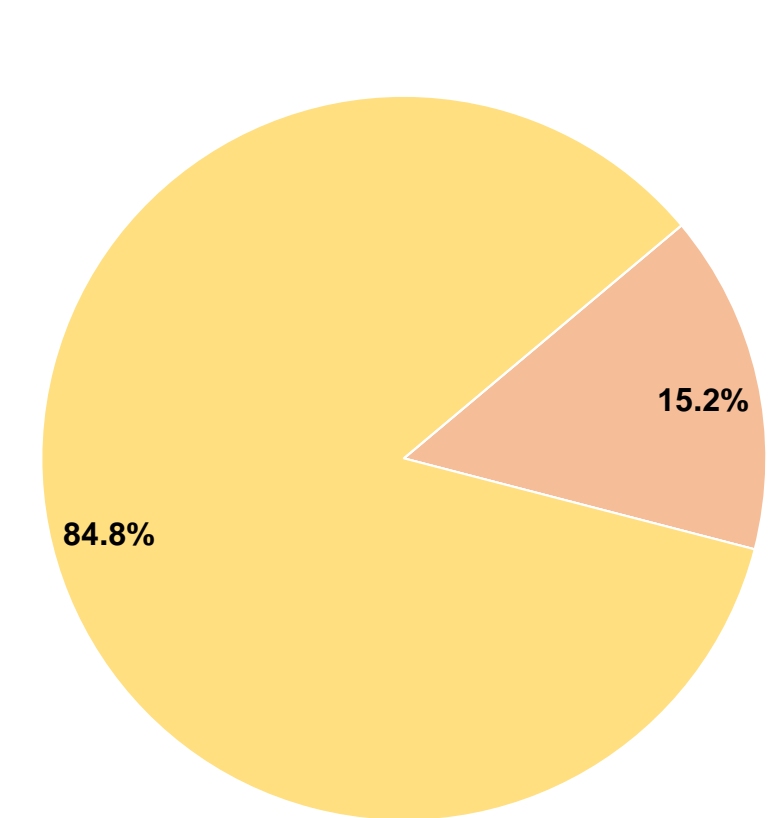
Fare Revenues	\$0	0.0%
Local Funds	\$34,088	15.2%
State Funds	\$0	0.0%
Federal Assistance	\$190,906	84.8%
Other Funds	\$0	0.0%

Total Capital Funds Expended \$224,994 100.0%

Operating Funding Sources



Capital Funding Sources



Modal Characteristics

Operation Characteristics

Vehicles Operated at Maximum Service

Mode	Directly Operated	Purchased Transportation	Operating Expenses	Fare Revenues	Uses of Capital Funds	Annual Unlinked Trips	Annual Vehicle Revenue Miles	Annual Vehicle Revenue Hours	Average Fleet Age in Years ^a
Demand Response	2	-	\$443,860	\$12,942	\$219,910	18,469	72,841	5,691	2.7
Bus	8	-	\$2,542,822	\$440,564	\$5,084	657,070	463,715	34,260	6.2
Total	10	-	\$2,986,682	\$453,506	\$224,994	675,539	536,556	39,951	

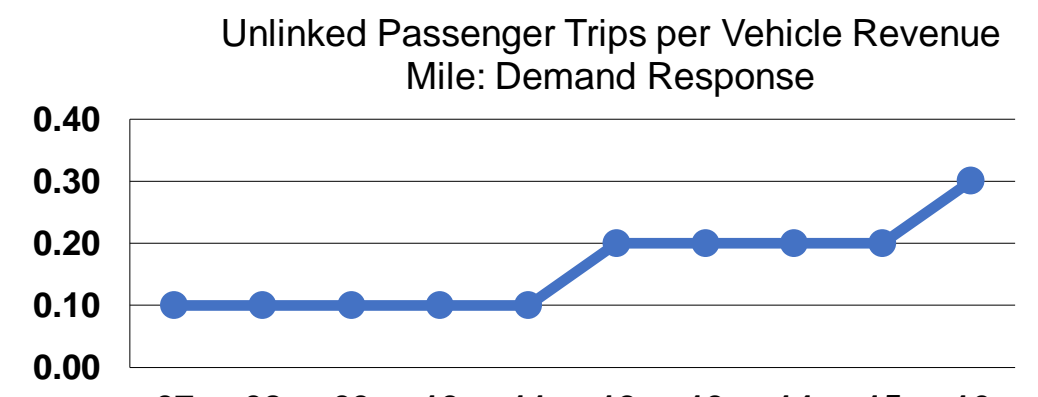
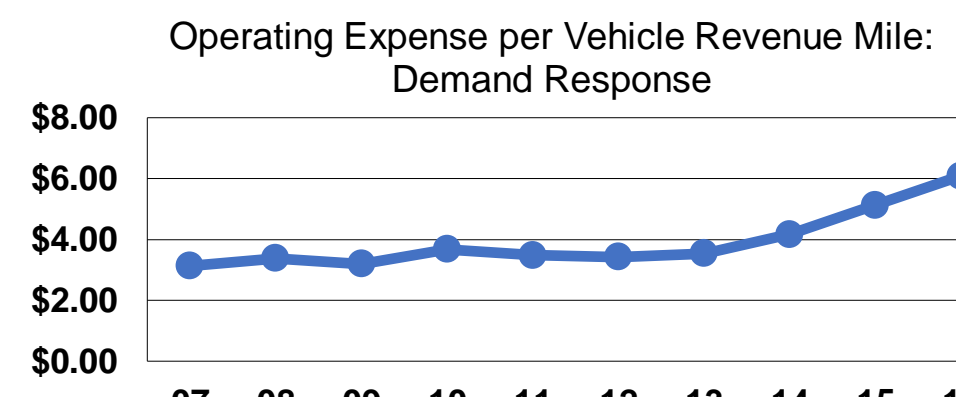
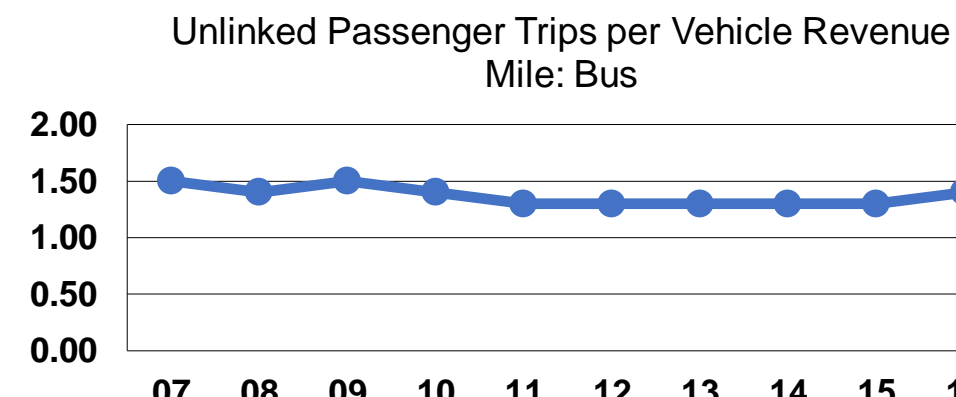
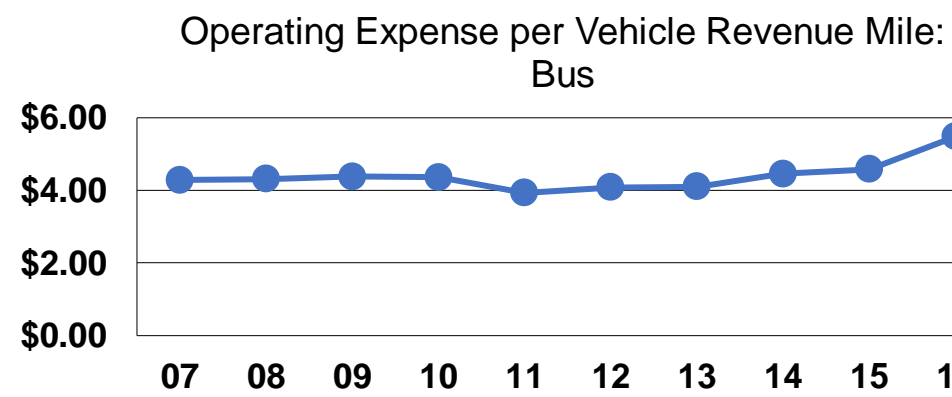
Performance Measures

Service Efficiency

Mode	Operating Expenses per Vehicle Revenue Mile	Operating Expenses per Vehicle Revenue Hour
Demand Response	\$6.09	\$77.99
Bus	\$5.48	\$74.22
Total	\$5.57	\$74.76

Service Effectiveness

Mode	Operating Expenses per Unlinked Passenger Trip	Unlinked Trips per Vehicle Revenue Mile	Unlinked Trips per Vehicle Revenue Hour
Demand Response	\$24.03	0.3	3.3
Bus	\$3.87	1.4	19.2
Total	\$4.42	1.3	16.9



Notes:

^aDemand Response - Taxi (DT) and non-dedicated fleets do not report fleet age data.