

General Information

Urbanized Area (UZA) Statistics - 2010 Census

Abilene, TX
55 Square Miles
110,421 Population
282 Pop. Rank out of 498 UZAs

Other UZAs Served

0 Texas Non-UZA

Service Area Statistics

110 Square Miles
120,099 Population

Service Consumption

558,645 Annual Unlinked Trips (UPT)

Service Supplied

966,218 Annual Vehicle Revenue Miles (VRM)
67,988 Annual Vehicle Revenue Hours (VRH)

Database Information

NTDID: 60040

Reporter Type: Reduced Reporter

Financial Information

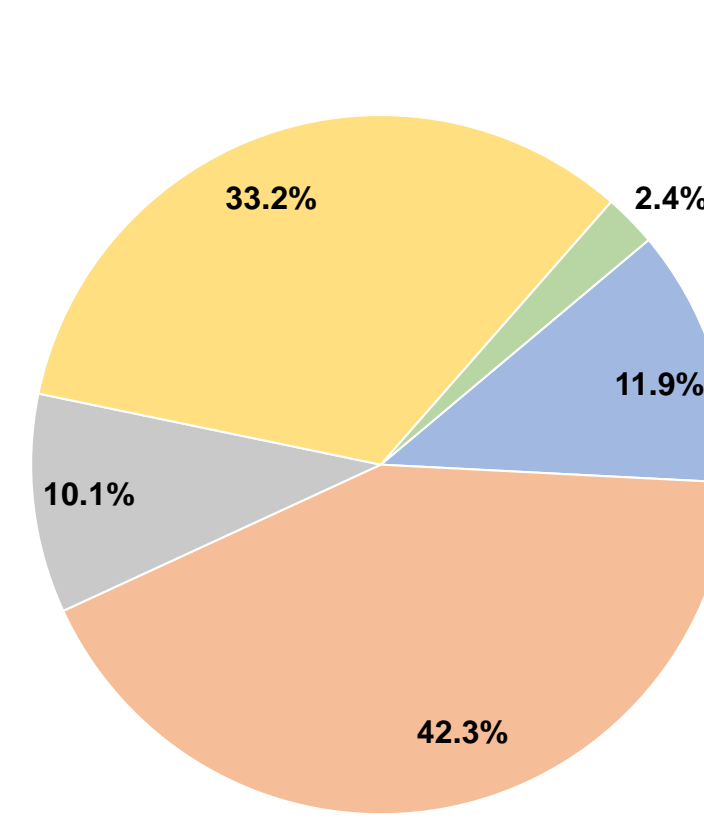
Sources of Operating Funds Expended

Fare Revenues	\$400,538	11.9%
Local Funds	\$1,420,838	42.3%
State Funds	\$340,044	10.1%
Federal Assistance	\$1,114,757	33.2%
Other Funds	\$81,698	2.4%
Total Operating Funds Expended	\$3,357,875	100.0%

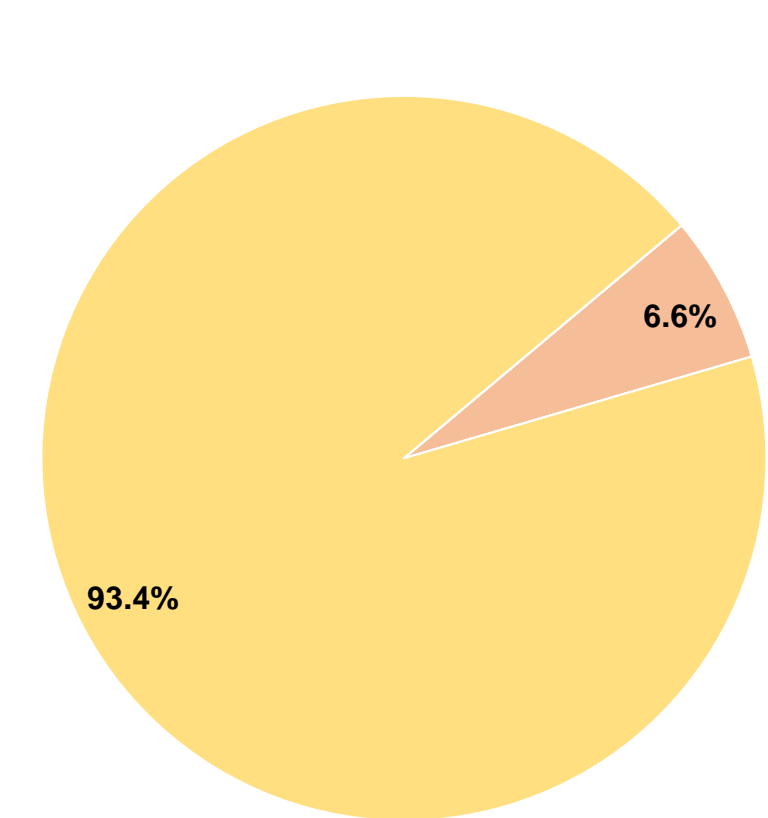
Sources of Capital Funds Expended

Fare Revenues	\$0	0.0%
Local Funds	\$31,624	6.6%
State Funds	\$0	0.0%
Federal Assistance	\$448,884	93.4%
Other Funds	\$0	0.0%
Total Capital Funds Expended	\$480,508	100.0%

Operating Funding Sources



Capital Funding Sources



Modal Characteristics

Operation Characteristics

Vehicles Operated at Maximum Service

Mode	Directly Operated	Purchased Transportation	Operating Expenses	Fare Revenues	Uses of Capital Funds	Annual Unlinked Trips	Annual Vehicle Revenue Miles	Annual Vehicle Revenue Hours	Average Fleet Age in Years ^a
Demand Response	15	-	\$1,907,280	\$234,140	\$198,510	84,943	541,098	38,716	4.9
Bus	10	-	\$1,450,595	\$166,398	\$281,998	473,702	425,120	29,272	10.7
Total	25	-	\$3,357,875	\$400,538	\$480,508	558,645	966,218	67,988	

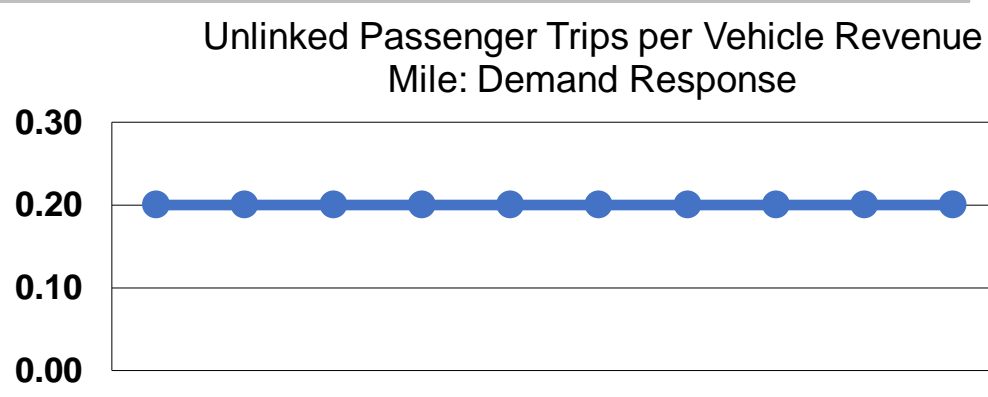
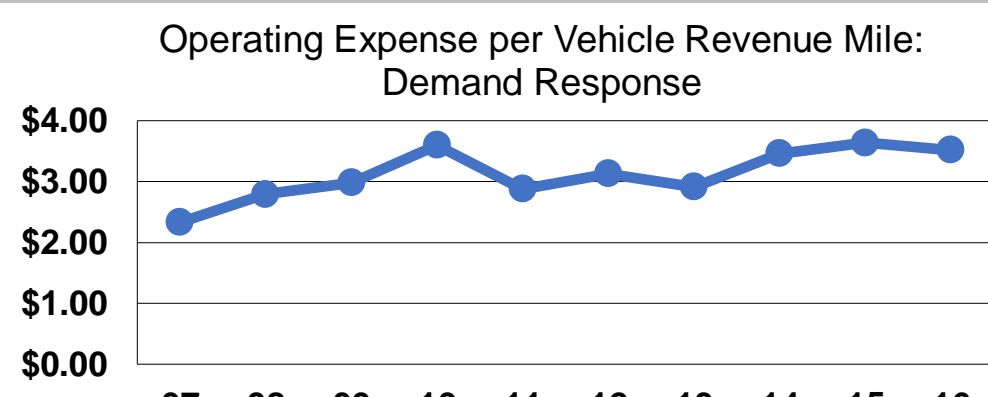
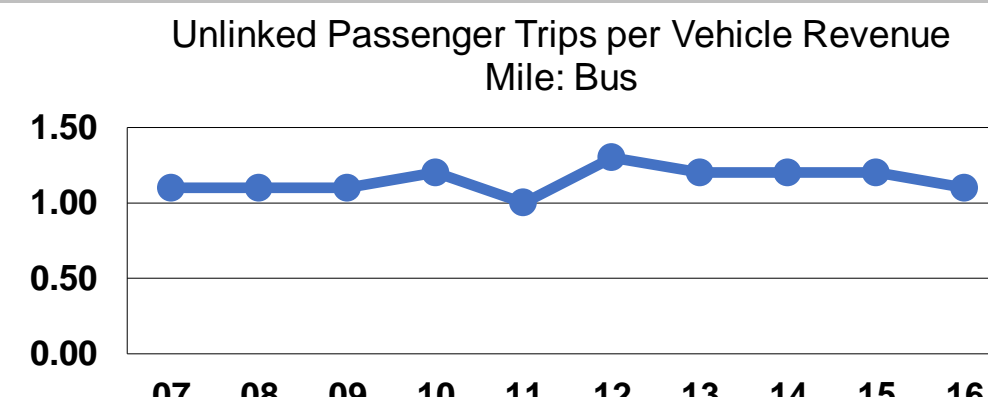
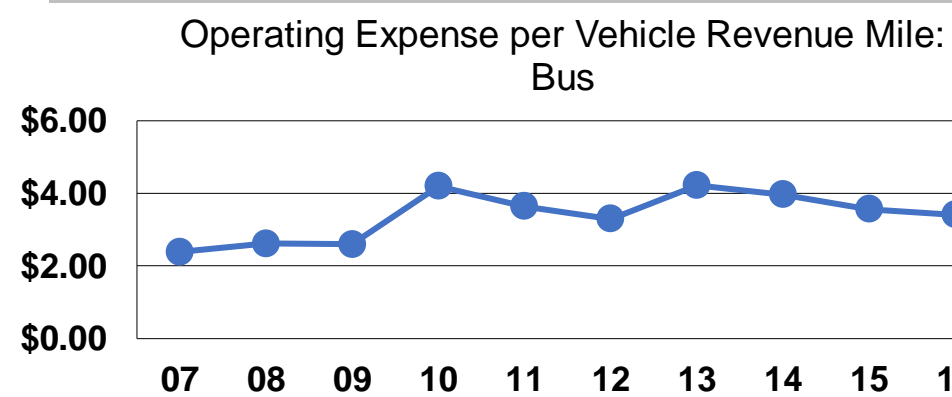
Performance Measures

Service Efficiency

Mode	Operating Expenses per Vehicle Revenue Mile	Operating Expenses per Vehicle Revenue Hour
Demand Response	\$3.52	\$49.26
Bus	\$3.41	\$49.56
Total	\$3.48	\$49.39

Service Effectiveness

Mode	Operating Expenses per Unlinked Passenger Trip	Unlinked Trips per Vehicle Revenue Mile	Unlinked Trips per Vehicle Revenue Hour
Demand Response	\$22.45	0.2	2.2
Bus	\$3.06	1.1	16.2
Total	\$6.01	0.6	8.2



Notes:

^aDemand Response - Taxi (DT) and non-dedicated fleets do not report fleet age data.