

The Lawton Area Transit System

2016 Annual Agency Profile

General Manager: Mr. Ryan Landers

General Information

Urbanized Area (UZA) Statistics - 2010 Census

Lawton, OK
44 Square Miles
94,457 Population
312 Pop. Rank out of 498 UZAs

Service Area Statistics

42 Square Miles
70,177 Population

Service Consumption

405,919 Annual Unlinked Trips (UPT)

Service Supplied

703,977 Annual Vehicle Revenue Miles (VRM)
47,309 Annual Vehicle Revenue Hours (VRH)

Database Information

NTDID: 60094

Reporter Type: Reduced Reporter

Financial Information

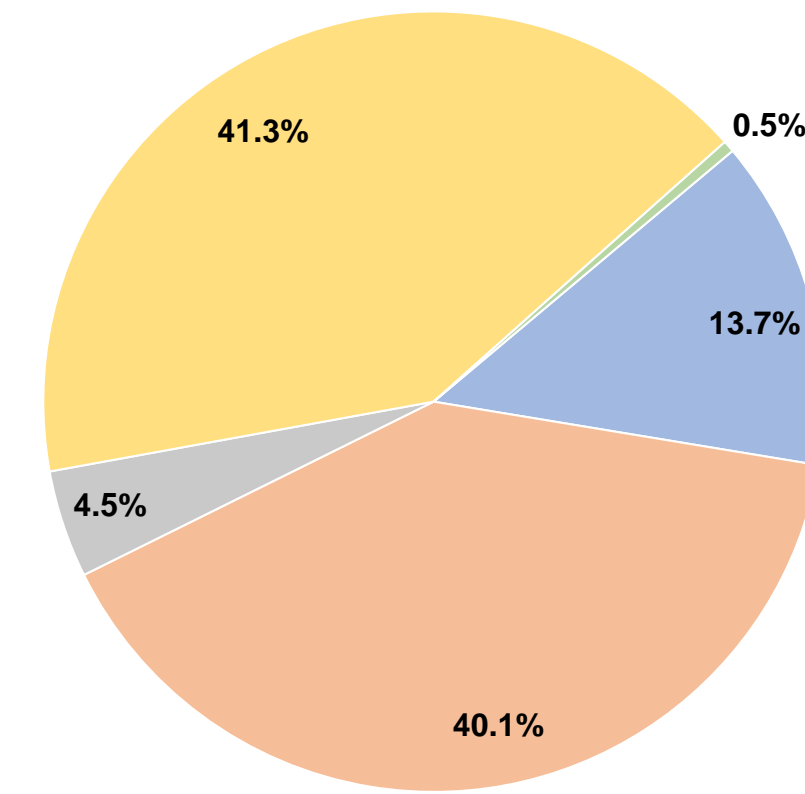
Sources of Operating Funds Expended

Fare Revenues	\$344,005	13.7%
Local Funds	\$1,005,129	40.1%
State Funds	\$111,819	4.5%
Federal Assistance	\$1,035,307	41.3%
Other Funds	\$12,000	0.5%
Total Operating Funds Expended	\$2,508,260	100.0%

Sources of Capital Funds Expended

Fare Revenues	\$0
Local Funds	\$0
State Funds	\$0
Federal Assistance	\$0
Other Funds	\$0
Total Capital Funds Expended	\$0

Operating Funding Sources



Modal Characteristics

Operation Characteristics

Vehicles Operated at Maximum Service

Mode	Directly Operated	Purchased Transportation	Operating Expenses	Fare Revenues	Uses of Capital Funds	Annual Unlinked Trips	Annual Vehicle Revenue Miles	Annual Vehicle Revenue Hours	Average Fleet Age in Years ^a
Demand Response	6	-	\$160,062	\$52,277	\$0	16,529	97,115	7,795	6.0
Bus	15	-	\$2,348,198	\$291,728	\$0	389,390	606,862	39,514	10.9
Total	21	-	\$2,508,260	\$344,005	\$0	405,919	703,977	47,309	

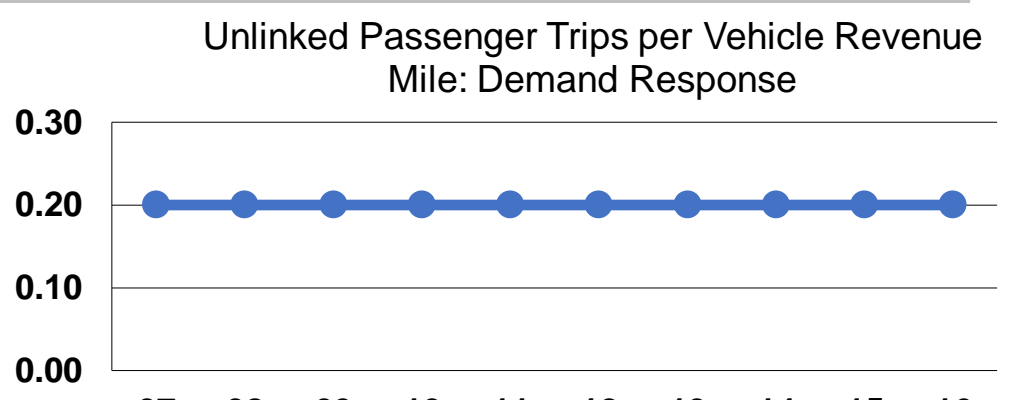
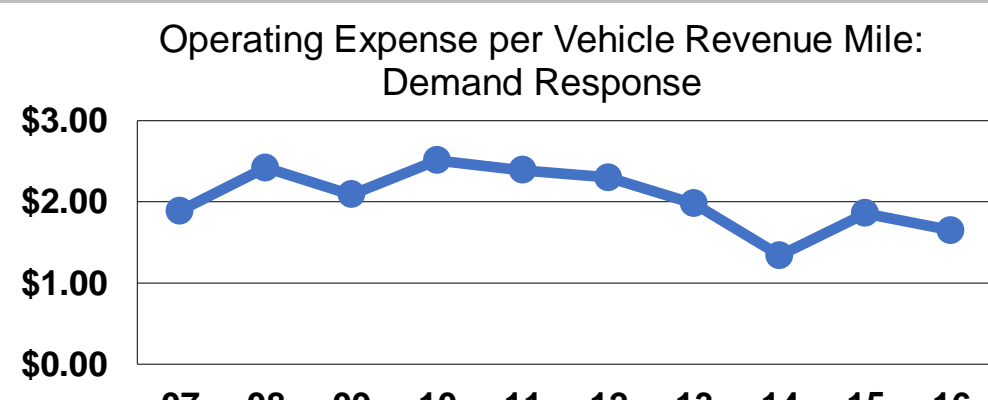
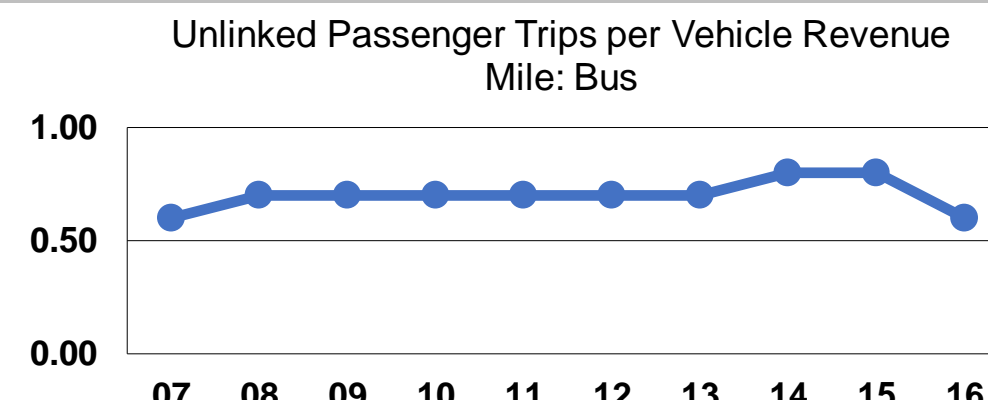
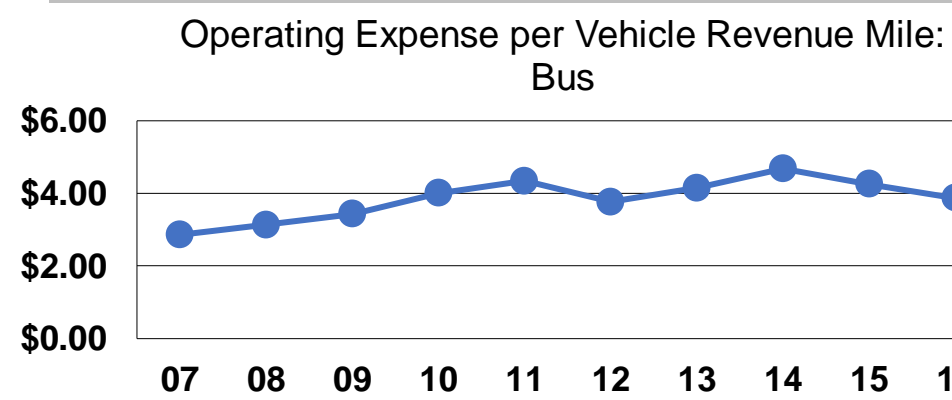
Performance Measures

Service Efficiency

Mode	Operating Expenses per Vehicle Revenue Mile	Operating Expenses per Vehicle Revenue Hour
Demand Response	\$1.65	\$20.53
Bus	\$3.87	\$59.43
Total	\$3.56	\$53.02

Service Effectiveness

Mode	Operating Expenses per Unlinked Passenger Trip	Unlinked Trips per Vehicle Revenue Mile	Unlinked Trips per Vehicle Revenue Hour
Demand Response	\$9.68	0.2	2.1
Bus	\$6.03	0.6	9.9
Total	\$6.18	0.6	8.6



Notes:

^aDemand Response - Taxi (DT) and non-dedicated fleets do not report fleet age data.