

General Information

Urbanized Area (UZA) Statistics - 2010 Census

Victoria, TX
29 Square Miles
63,683 Population
434 Pop. Rank out of 498 UZAs

Other UZAs Served

0 Texas Non-UZA

Service Area Statistics

30 Square Miles
60,603 Population

Service Consumption

259,840 Annual Unlinked Trips (UPT)

Service Supplied

917,501 Annual Vehicle Revenue Miles (VRM)
59,624 Annual Vehicle Revenue Hours (VRH)

Database Information

NTDID: 60095

Reporter Type: Reduced Reporter

Financial Information

Sources of Operating Funds Expended

Fare Revenues	\$169,695	4.6%
Local Funds	\$464,174	12.7%
State Funds	\$575,016	15.7%
Federal Assistance	\$2,025,778	55.4%
Other Funds	\$421,288	11.5%

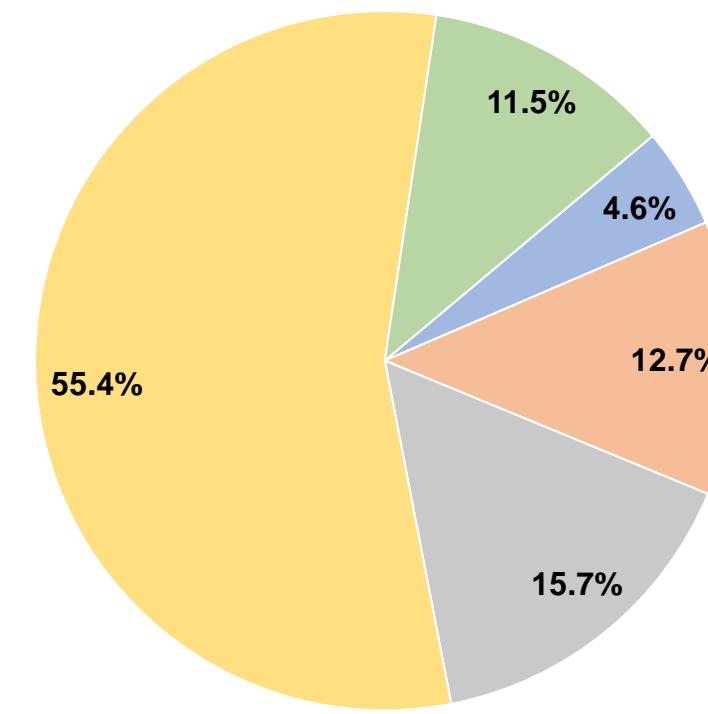
Total Operating Funds Expended \$3,655,951 100.0%

Sources of Capital Funds Expended

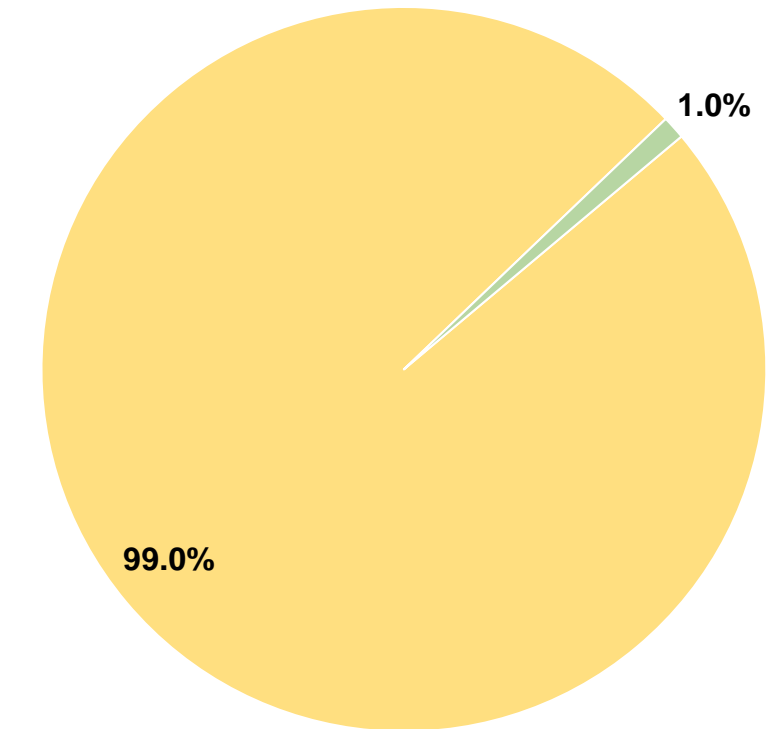
Fare Revenues	\$0	0.0%
Local Funds	\$0	0.0%
State Funds	\$0	0.0%
Federal Assistance	\$75,000	99.0%
Other Funds	\$783	1.0%

Total Capital Funds Expended \$75,783 100.0%

Operating Funding Sources



Capital Funding Sources



Modal Characteristics

Operation Characteristics

Vehicles Operated at Maximum Service

Mode	Directly Operated	Purchased Transportation	Operating Expenses	Fare Revenues	Uses of Capital Funds	Annual Unlinked Trips	Annual Vehicle Revenue Miles	Annual Vehicle Revenue Hours	Average Fleet Age in Years ^a
Demand Response	17	-	\$2,131,820	\$42,387	\$75,783	47,482	471,770	32,062	4.3
Bus	11	-	\$1,524,131	\$127,308	\$0	212,358	445,731	27,562	3.6
Total	28	-	\$3,655,951	\$169,695	\$75,783	259,840	917,501	59,624	

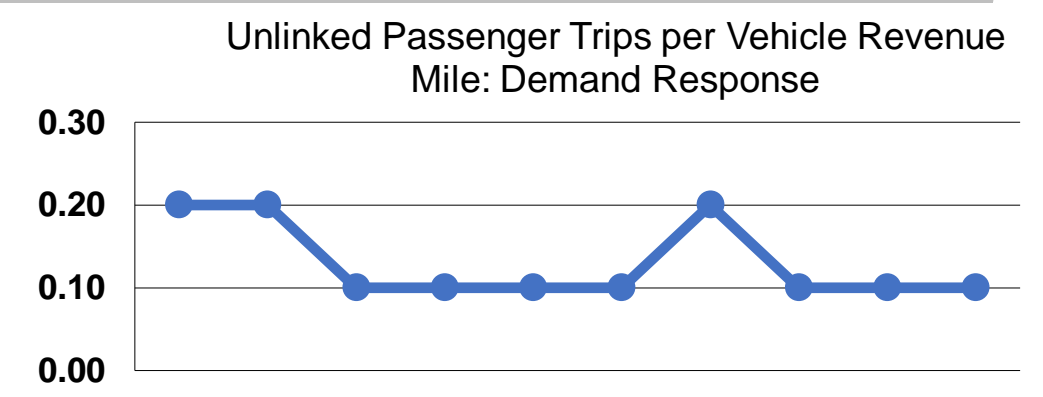
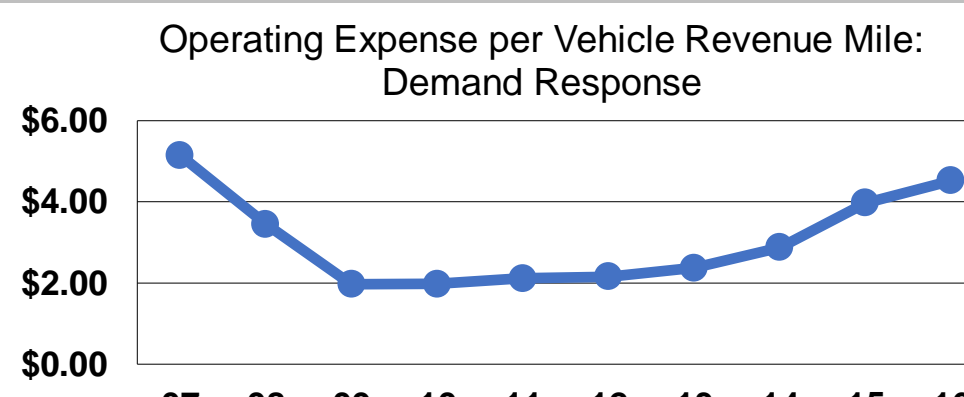
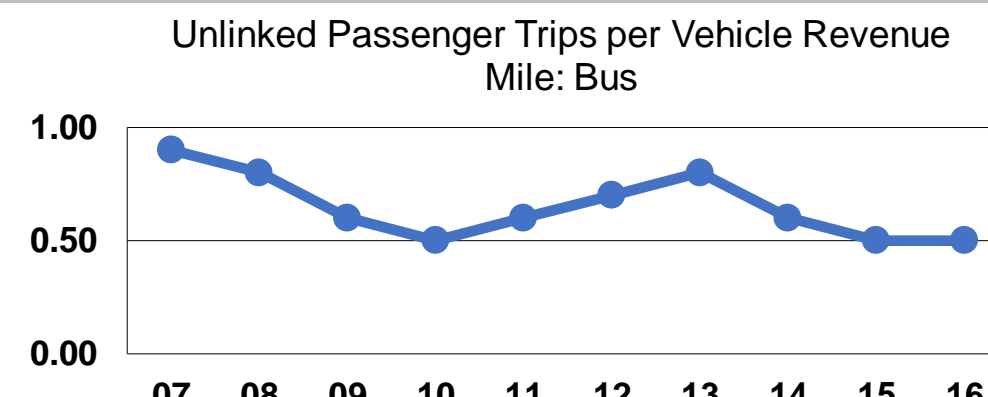
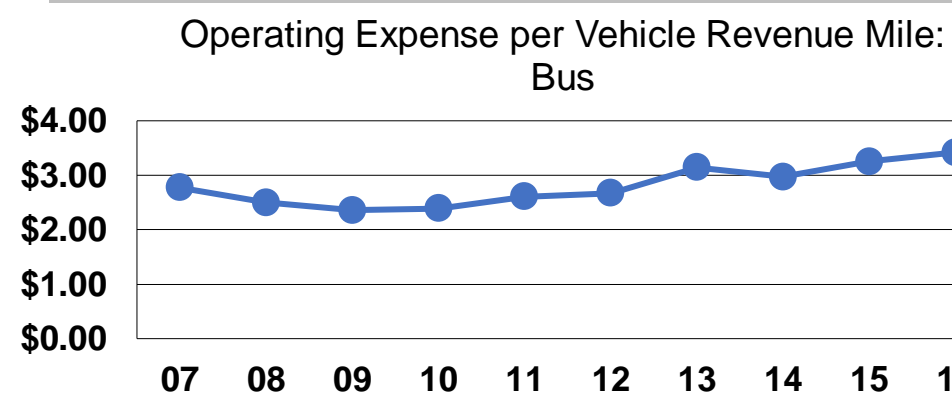
Performance Measures

Service Efficiency

Mode	Operating Expenses per Vehicle Revenue Mile	Operating Expenses per Vehicle Revenue Hour
Demand Response	\$4.52	\$66.49
Bus	\$3.42	\$55.30
Total	\$3.98	\$61.32

Service Effectiveness

Mode	Operating Expenses per Unlinked Passenger Trip	Unlinked Trips per Vehicle Revenue Mile	Unlinked Trips per Vehicle Revenue Hour
Demand Response	\$44.90	0.1	1.5
Bus	\$7.18	0.5	7.7
Total	\$14.07	0.3	4.4



Notes:

^aDemand Response - Taxi (DT) and non-dedicated fleets do not report fleet age data.