

Jonesboro Economical Transportation System

2016 Annual Agency Profile

General Information

Urbanized Area (UZA) Statistics - 2010 Census

Jonesboro, AR
 47 Square Miles
 65,419 Population
 420 Pop. Rank out of 498 UZAs

Service Area Statistics

39 Square Miles
 51,804 Population

Service Consumption

115,621 Annual Unlinked Trips (UPT)

Service Supplied

316,018 Annual Vehicle Revenue Miles (VRM)
 19,856 Annual Vehicle Revenue Hours (VRH)

Database Information

NTDID: 60104

Reporter Type: Reduced Reporter

Financial Information

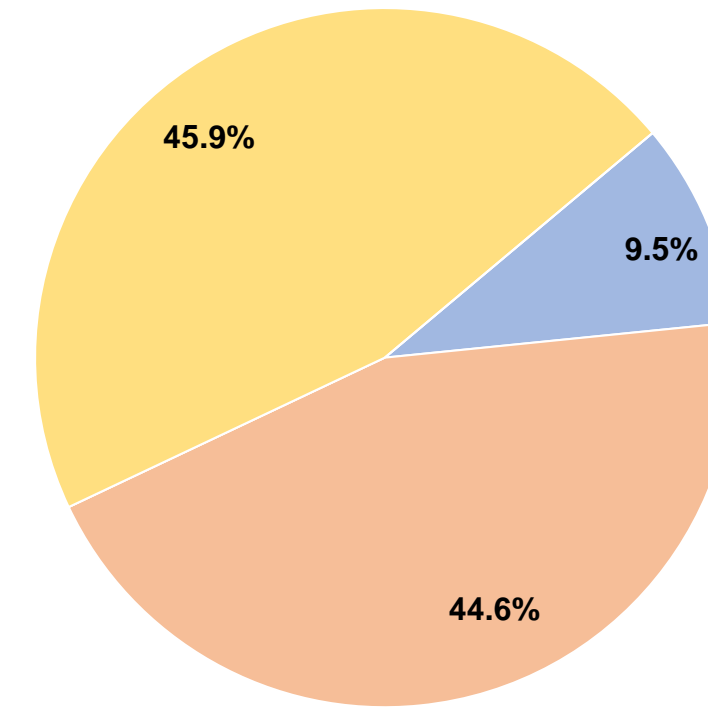
Sources of Operating Funds Expended

Fare Revenues	\$77,379	9.5%
Local Funds	\$362,534	44.6%
State Funds	\$0	0.0%
Federal Assistance	\$373,503	45.9%
Other Funds	\$0	0.0%
Total Operating Funds Expended	\$813,416	100.0%

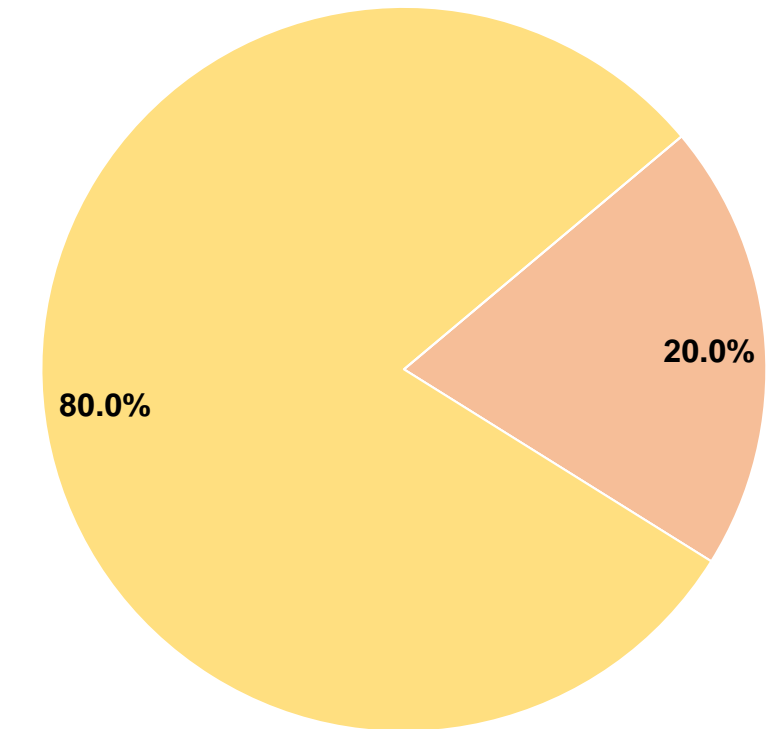
Sources of Capital Funds Expended

Fare Revenues	\$0	0.0%
Local Funds	\$24,309	20.0%
State Funds	\$0	0.0%
Federal Assistance	\$97,237	80.0%
Other Funds	\$0	0.0%
Total Capital Funds Expended	\$121,546	100.0%

Operating Funding Sources



Capital Funding Sources



Modal Characteristics

Operation Characteristics

Vehicles Operated at Maximum Service

Mode	Directly Operated	Purchased Transportation	Operating Expenses	Fare Revenues	Uses of Capital Funds	Annual Unlinked Trips	Annual Vehicle Revenue Miles	Annual Vehicle Revenue Hours	Average Fleet Age in Years ^a
Demand Response	4	-	\$209,407	\$18,810	\$31,291	7,600	48,783	4,556	4.0
Bus	8	-	\$604,009	\$58,569	\$90,255	108,021	267,235	15,300	2.3
Total	12	-	\$813,416	\$77,379	\$121,546	115,621	316,018	19,856	

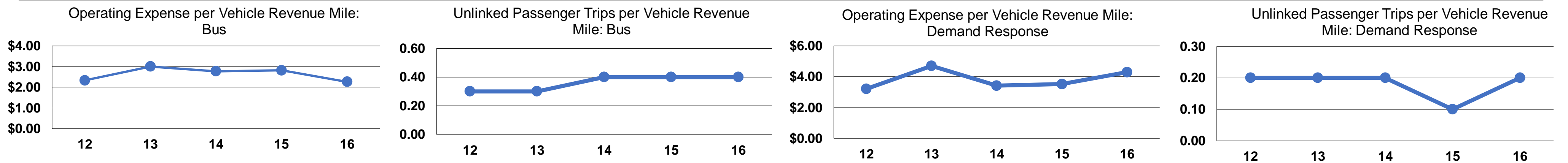
Performance Measures

Service Efficiency

Mode	Operating Expenses per Vehicle Revenue Mile	Operating Expenses per Vehicle Revenue Hour
Demand Response	\$4.29	\$45.96
Bus	\$2.26	\$39.48
Total	\$2.57	\$40.97

Service Effectiveness

Mode	Operating Expenses per Unlinked Passenger Trip	Unlinked Trips per Vehicle Revenue Mile	Unlinked Trips per Vehicle Revenue Hour
Demand Response	\$27.55	0.2	1.7
Bus	\$5.59	0.4	7.1
Total	\$7.04	0.4	5.8



Notes:

^aDemand Response - Taxi (DT) and non-dedicated fleets do not report fleet age data.