

General Information

Urbanized Area (UZA) Statistics - 2010 Census

Lafayette, LA
179 Square Miles
252,720 Population
148 Pop. Rank out of 498 UZAs

Other UZAs Served

49 New Orleans, LA, 0 Louisiana Non-UZA, 226 Houma, LA,
126 Shreveport, LA, 68 Baton Rouge, LA

Service Area Statistics

148 Square Miles
73,999 Population

Service Consumption

17,126 Annual Unlinked Trips (UPT)

Service Supplied

241,259 Annual Vehicle Revenue Miles (VRM)
14,701 Annual Vehicle Revenue Hours (VRH)

Database Information

NTDID: 60132

Reporter Type: Reduced Reporter

Financial Information

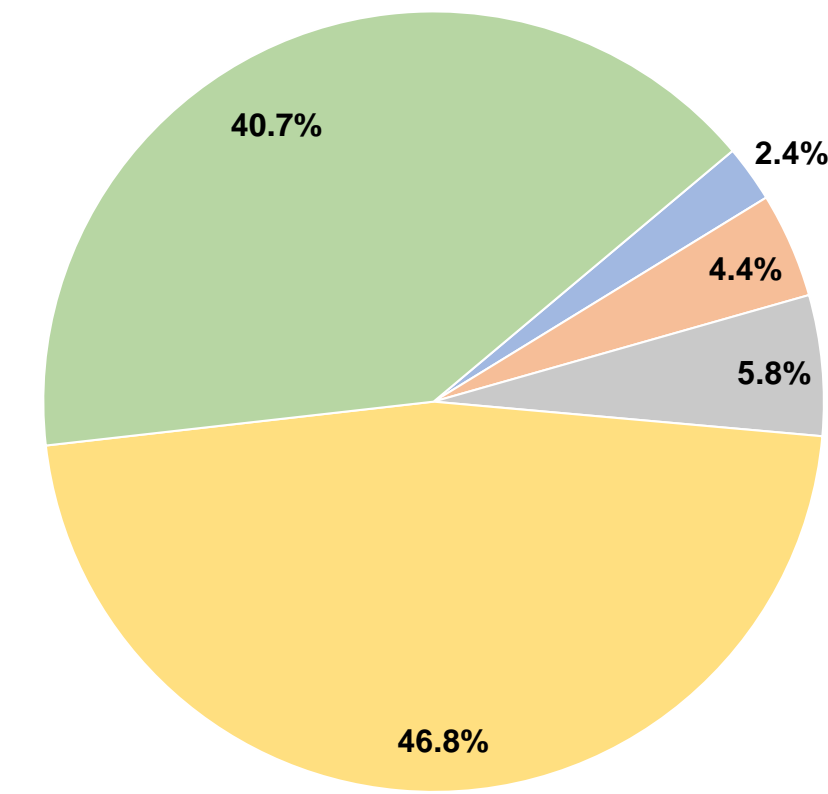
Sources of Operating Funds Expended

Fare Revenues	\$10,391	2.4%
Local Funds	\$19,248	4.4%
State Funds	\$25,709	5.8%
Federal Assistance	\$206,759	46.8%
Other Funds	\$179,774	40.7%
Total Operating Funds Expended	\$441,881	100.0%

Sources of Capital Funds Expended

Fare Revenues	\$0
Local Funds	\$0
State Funds	\$0
Federal Assistance	\$0
Other Funds	\$0
Total Capital Funds Expended	\$0

Operating Funding Sources



Modal Characteristics

Operation Characteristics

Vehicles Operated at Maximum Service

Mode	Directly Operated	Purchased Transportation	Operating Expenses	Fare Revenues	Uses of Capital Funds	Annual Unlinked Trips	Annual Vehicle Revenue Miles	Annual Vehicle Revenue Hours	Average Fleet Age in Years ^a
Demand Response	10	-	\$441,881	\$10,391	\$0	17,126	241,259	14,701	5.3
Total	10	-	\$441,881	\$10,391	\$0	17,126	241,259	14,701	

Performance Measures

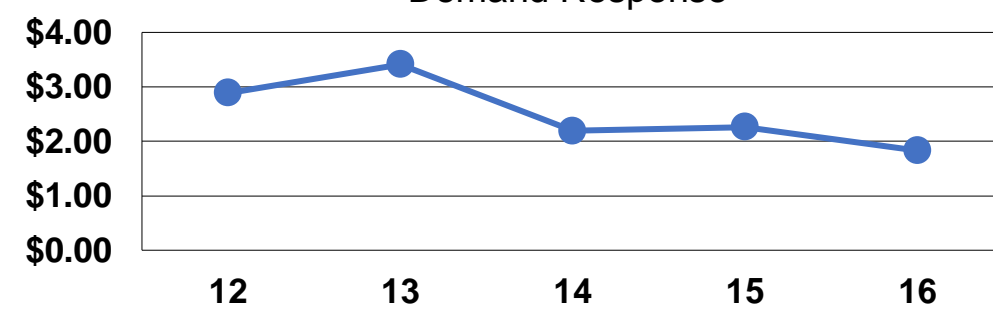
Service Efficiency

Mode	Operating Expenses per Vehicle Revenue Mile	Operating Expenses per Vehicle Revenue Hour
Demand Response	\$1.83	\$30.06
Total	\$1.83	\$30.06


Service Effectiveness

Mode	Operating Expenses per Unlinked Passenger Trip	Unlinked Trips per Vehicle Revenue Mile	Unlinked Trips per Vehicle Revenue Hour
Demand Response	\$25.80	0.1	1.2
Total	\$25.80	0.1	1.2

Operating Expense per Vehicle Revenue Mile: Demand Response



Unlinked Passenger Trips per Vehicle Revenue Mile: Demand Response



Notes:

^aDemand Response - Taxi (DT) and non-dedicated fleets do not report fleet age data.