

Pueblo of Laguna DBA Shaa'srk'a Transit Program

2016 Annual Agency Profile

P.O. Box 194
Laguna, NM 87026-0194

Director: Ms. Ramona Dillard

General Information

Federally Recognized Tribal Statistical Areas

Laguna Pueblo and Off-Reservation Trust Land, NM

Service Consumption

8,350 Annual Unlinked Trips (UPT)

Service Supplied

109,485 Annual Vehicle Revenue Miles (VRM)

6,070 Annual Vehicle Revenue Hours (VRH)

Database Information

NTDID: 60620

Reporter Type: Tribal Reporter

Financial Information

Sources of Operating Funds Expended

Fare Revenues	\$0	0.0%
Local Funds	\$82,556	33.8%
State Funds	\$0	0.0%
Federal Assistance	\$161,962	66.2%
Other Funds	\$0	0.0%

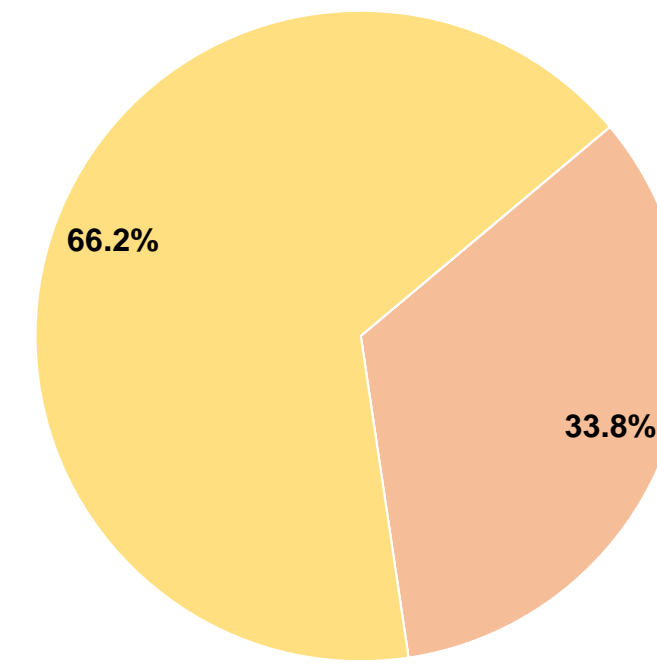
Total Operating Funds Expended **\$244,518** 100.0%

Sources of Capital Funds Expended

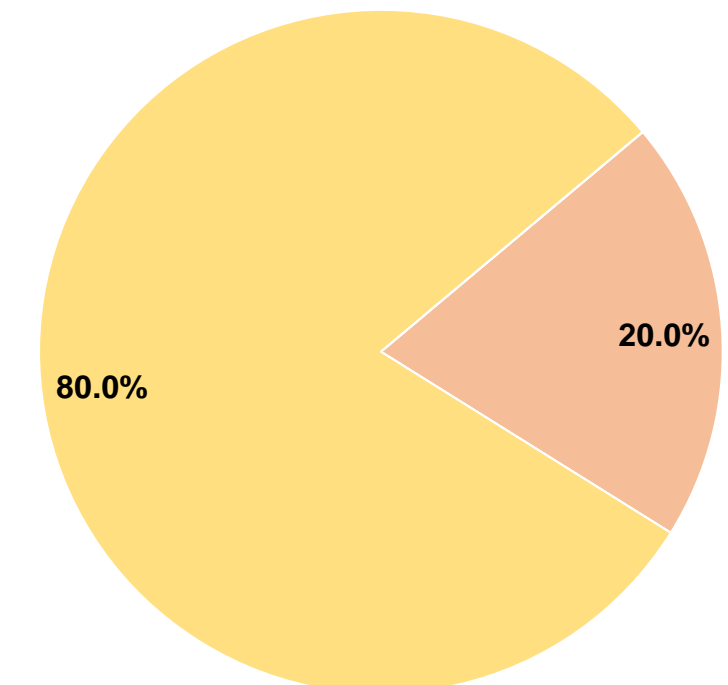
Fare Revenues	\$0	0.0%
Local Funds	\$7,237	20.0%
State Funds	\$0	0.0%
Federal Assistance	\$28,948	80.0%
Other Funds	\$0	0.0%

Total Capital Funds Expended **\$36,185** 100.0%

Operating Funding Sources



Capital Funding Sources



Modal Characteristics

Operation Characteristics

Vehicles Operated at Maximum Service

Mode	Directly Operated	Purchased Transportation	Operating Expenses	Fare Revenues	Uses of Capital Funds	Annual Unlinked Trips	Annual Vehicle Revenue Miles	Annual Vehicle Revenue Hours	Average Fleet Age in Years ^a
Demand Response	5	-	\$192,782	\$0	\$36,185	5,770	74,031	4,546	5.5
Bus	1	-	\$51,736	\$0	\$0	2,580	35,454	1,524	6.6
Total	6	-	\$244,518	\$0	\$36,185	8,350	109,485	6,070	

Performance Measures

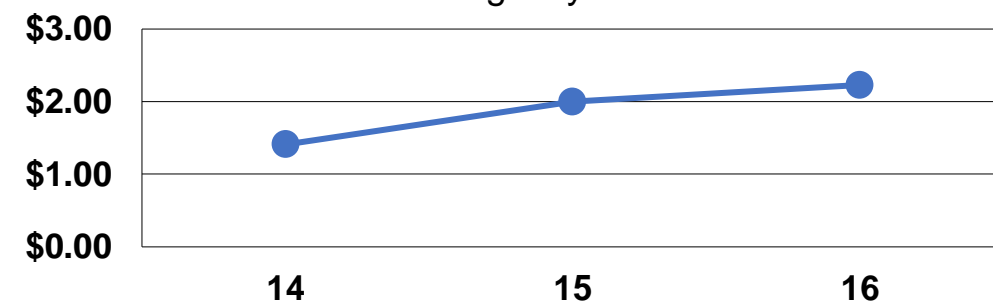
Service Efficiency

Mode	Operating Expenses per Vehicle Revenue Mile	Operating Expenses per Vehicle Revenue Hour
Demand Response	\$2.60	\$42.41
Bus	\$1.46	\$33.95
Total	\$2.23	\$40.28

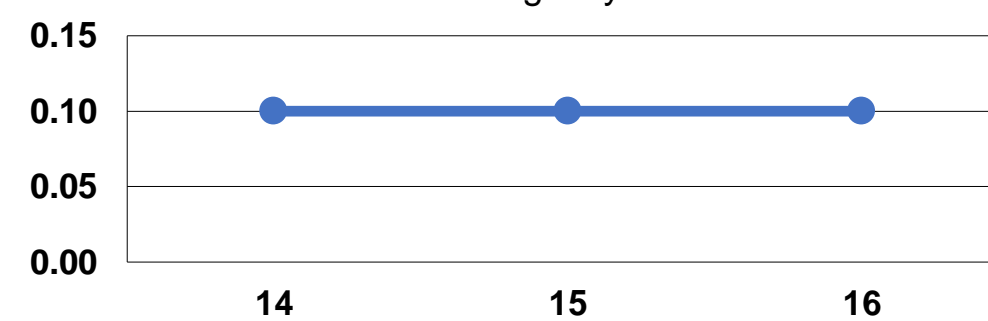
Service Effectiveness

Mode	Operating Expenses per Unlinked Passenger Trip	Unlinked Trips per Vehicle Revenue Mile	Unlinked Trips per Vehicle Revenue Hour
Demand Response	\$33.41	0.1	1.3
Bus	\$20.05	0.1	1.7
Total	\$29.28	0.1	1.4

Operating Expense per Vehicle Revenue Mile: Agency Total



Unlinked Passenger Trips per Vehicle Revenue Mile: Agency Total



Notes:

^aDemand Response - Taxi (DT) and non-dedicated fleets do not report fleet age data.